

### Campeonato CIV de Velocidad

3 - 4 Octubre 2020

Circuit de la C.Valenciana

Length: 4005 metros

### Results

### Ent.Cronometrado 2 EASY RACE-C.BMW

Pos.	N.	Rider	Team	Motorcycle	Nat.	Best Lap	iL	Laps	Gap	Interval	Speed	Cat.
1	44	VALERA,Fco. Javier				01:40,373	9	10			143,64	BMW
2	38	PUELLES,Javier				01:40,813	5	8	00:00,440	00:00,440	143,02	EAR
3	7	RUIZ,Juan M.				01:41,318	8	9	00:00,945	00:00,505	142,3	BMW
4	183	NOVO,Borja				01:43,238	10	12	00:02,865	00:01,920	139,66	EAR
5	117	GRANDE,Javier				01:43,606	5	8	00:03,233	00:00,368	139,16	EAR
6	17	FERNANDEZ,Juan J.				01:43,663	9	10	00:03,290	00:00,057	139,09	EAR
7	110	GARCIA,J. Pablo				01:43,825	13	13	00:03,452	00:00,162	138,87	BMW
8	9	MONTERO,Aitor				01:44,091	8	10	00:03,718	00:00,266	138,51	EAR
9	88	BOSQUE,Gorka				01:44,358	5	6	00:03,985	00:00,267	138,16	EAR
10	6	RAMIREZ,Juan A.				01:44,890	6	12	00:04,517	00:00,532	137,46	EAR
11	111	NOVOA,H				01:44,956	9	11	00:04,583	00:00,066	137,37	EAR
12	53	TARIN,Jordi				01:45,590	10	11	00:05,217	00:00,634	136,55	EAR
13	39	GONZALEZ,Raul S.				01:45,592	9	10	00:05,219	00:00,002	136,54	BMW
14	21	DE DIEGO,Santiago				01:45,736	10	11	00:05,363	00:00,144	136,36	BMW
15	56	MUÑOZ,Eduardo				01:45,816	10	11	00:05,443	00:00,080	136,26	EAR
16	24	RIOS,Jaime E.				01:45,895	11	12	00:05,522	00:00,079	136,15	EAR
17	55	ROMERO,Antonio S.				01:45,958	7	9	00:05,585	00:00,063	136,07	EAR
18	8	VALLMANYA,Benjamin				01:45,964	6	11	00:05,591	00:00,006	136,07	BMW
19	19	GONZALEZ,Alvaro				01:45,992	13	13	00:05,619	00:00,028	136,03	EAR
20	78	GONZALEZ,Adolfo				01:46,012	8	12	00:05,639	00:00,020	136	EAR
21	30	ALONSO,Manuel J.				01:46,755	7	8	00:06,382	00:00,743	135,06	EAR
22	37	LEAL,Jesus				01:47,279	10	11	00:06,906	00:00,524	134,4	EAR
23	99	VIDRIE,Alberto				01:47,315	10	12	00:06,942	00:00,036	134,35	BMW
24	20	DE LA CRUZ,Alejandro				01:47,338	8	13	00:06,965	00:00,023	134,32	EAR
25	34	UTRILLA,Luis				01:47,930	4	13	00:07,557	00:00,592	133,59	EAR
26	35	FLORIN,Gonzalo				01:48,070	4	8	00:07,697	00:00,140	133,41	BMW
27	113	MEGIAS,José A.				01:48,631	4	6	00:08,258	00:00,561	132,72	EAR
28	71	FRAILE,Javier				01:48,766	2	5	00:08,393	00:00,135	132,56	EAR
29	108	DIAZ,José A.				01:48,932	7	9	00:08,559	00:00,166	132,36	EAR
30	65	ALVAREZ,Jesús				01:49,100	10	12	00:08,727	00:00,168	132,15	EAR
31	76	MENDOZA,José A.				01:49,344	6	7	00:08,971	00:00,244	131,86	BMW
32	43	MONTOYA,Antonio				01:49,723	5	12	00:09,350	00:00,379	131,4	EAR
33	101	LUIS,Francisco				01:50,105	7	10	00:09,732	00:00,382	130,95	EAR
34	10	DIEZ,D. José				01:50,399	5	12	00:10,026	00:00,294	130,6	EAR
35	96	GARCIA,Fernando				01:51,973	6	7	00:11,600	00:01,574	128,76	BMW
36	85	GALVEZ,Jorge				01:53,127	2	2	00:12,754	00:01,154	127,45	EAR

Circuit de la C.Valenciana

Final Official

Provisional Official

Length: 4005 m. Hour: 12:22

**JURY:**

Hour:

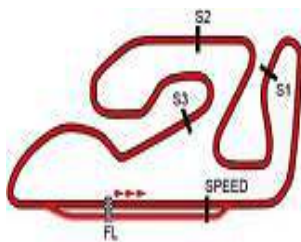
**C.of the Course:**

Hour: 03/10/2020

**C.Timekeeper:**

Hour: 13:00:54





Circuit de la C.Valenciana

Campeonato CIV de Velocidad

ANALYSIS / SECTORS Ent.Cronometrado 2 EASY RACE-C.BMW

6		RAMIREZ, Juan A.					
		P.Vmax: 14				T. Ideal: 01:44,291	
Lap	Time	Sector 1	Sector 2	Sector 3	Sector 4	V.Max	
1	START	00:30,180	00:30,610	00:26,660	00:29,280		12:24:22
2	01:46,979	00:24,418	00:28,449	00:25,490	00:28,622	243,61	12:26:09
3	13:04,632	15:23,154	00:30,142	00:26,194	00:28,851		12:39:14
4	01:46,225	<b>00:23,662</b>	00:28,259	00:25,577	00:28,727	247,33	12:41:00
5	01:44,987	00:23,975	<b>00:27,794</b>	<b>00:25,007</b>	00:28,211	241,79	12:42:45
6	<b>01:44,890</b>	00:23,760	00:28,146	00:25,156	<b>00:27,828</b>	247,33	12:44:30
7	01:45,725	00:24,040	00:28,475	00:25,116	00:28,094	<b>251,16</b>	12:46:16
8	01:47,020	00:24,580	00:28,490	00:25,572	00:28,378	250,19	12:48:03
9	01:47,054	00:25,144	00:28,816	00:25,179	00:27,915	246,39	12:49:50
10	PIT	00:23,880	00:28,286	00:25,101	00:38,701	250,19	12:51:46
11	02:51,357	01:28,676	00:29,085	00:25,425	00:28,171		12:54:37
12	01:45,749	00:24,300	00:28,229	00:25,183	00:28,037	249,23	12:56:23

10		DIEZ, D. José					
		P.Vmax: 27				T. Ideal: 01:50,293	
Lap	Time	Sector 1	Sector 2	Sector 3	Sector 4	V.Max	
1	START	03:40,720	00:31,198	00:27,541	00:30,876		12:27:36
2	11:07,816	14:50,327	00:30,514	00:26,986	00:30,324		12:38:44
3	01:51,384	00:25,338	00:29,719	00:26,395	00:29,932	225,78	12:40:35
4	01:52,794	00:26,037	00:30,090	00:26,589	00:30,078	227,37	12:42:28
5	<b>01:50,399</b>	00:25,330	<b>00:29,623</b>	<b>00:25,829</b>	<b>00:29,617</b>	227,37	12:44:18
6	01:52,074	00:25,372	00:30,227	00:26,386	00:30,089	228,17	12:46:10
7	01:51,582	00:25,519	00:29,915	00:26,301	00:29,847	216,72	12:48:02
8	01:52,775	00:25,778	00:30,137	00:26,711	00:30,149	228,17	12:49:55
9	01:51,447	<b>00:25,224</b>	00:29,714	00:26,389	00:30,120	<b>228,98</b>	12:51:46
10	01:52,311	00:25,879	00:30,078	00:26,553	00:29,801	225,78	12:53:38
11	01:51,650	00:25,568	00:30,215	00:25,953	00:29,914	225,78	12:55:30
12	PIT	00:25,902	00:31,164	00:28,260	00:39,707	224,22	12:57:35

7		RUIZ, Juan M.					
		P.Vmax: 11				T. Ideal: 01:41,275	
Lap	Time	Sector 1	Sector 2	Sector 3	Sector 4	V.Max	
1	START	14:34,504	00:31,167	00:26,733	00:29,304		12:38:27
2	01:44,126	00:24,418	00:27,583	00:24,421	00:27,704	242,70	12:40:11
3	PIT	00:35,060	00:31,379	00:26,374	00:37,182	234,78	12:42:21
4	02:54,257	01:20,928	00:37,786	00:26,518	00:29,025		12:45:15
5	01:42,694	00:23,669	00:27,187	00:24,264	00:27,574	252,14	12:46:58
6	02:06,639	00:37,501	00:34,201	00:26,560	00:28,377	251,16	12:49:05
7	01:42,144	00:23,542	00:27,124	00:24,115	<b>00:27,363</b>	252,14	12:50:47
8	<b>01:41,318</b>	<b>00:23,249</b>	<b>00:26,749</b>	<b>00:23,914</b>	00:27,406	<b>254,12</b>	12:52:28
9	PIT	00:34,683	00:43,813	00:29,208	00:46,125	235,64	12:55:02

17		FERNANDEZ, Juan J.					
		P.Vmax: 29				T. Ideal: 01:43,463	
Lap	Time	Sector 1	Sector 2	Sector 3	Sector 4	V.Max	
1	START	02:34,578	00:30,298	00:27,083	00:30,355		12:26:28
2	12:14,560	14:49,951	00:30,631	00:26,833	00:29,459		12:38:42
3	01:46,838	00:24,181	00:28,401	00:25,316	00:28,940	226,57	12:40:29
4	01:48,248	00:24,141	00:28,259	00:25,508	00:30,340	<b>227,37</b>	12:42:17
5	01:47,329	00:24,566	00:29,170	00:24,954	00:28,639	225,00	12:44:05
6	01:45,895	00:24,183	00:27,811	00:24,877	00:29,024	224,22	12:45:51
7	01:44,502	00:24,026	00:27,813	00:24,741	00:27,922	<b>227,37</b>	12:47:35
8	01:43,780	00:23,718	00:27,620	00:24,478	00:27,964	<b>227,37</b>	12:49:19
9	<b>01:43,663</b>	<b>00:23,574</b>	<b>00:27,805</b>	<b>00:24,391</b>	<b>00:27,893</b>	<b>227,37</b>	12:51:02
10	PIT	00:23,888	<b>00:27,605</b>	00:24,696	00:38,717	226,57	12:52:57

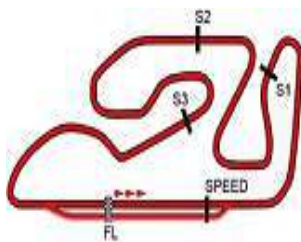
8		VALLMANYA, Benjamin					
		P.Vmax: 3				T. Ideal: 01:45,728	
Lap	Time	Sector 1	Sector 2	Sector 3	Sector 4	V.Max	
1	START	01:11,370	00:29,620	00:26,133	00:28,944		12:25:01
2	01:48,563	00:24,558	00:28,970	00:26,279	00:28,756	248,28	12:26:50
3	12:04,954	15:05,896	00:29,662	00:25,745	00:28,281		12:38:55
4	01:46,150	00:24,491	00:28,256	00:25,366	<b>00:28,037</b>	259,20	12:40:41
5	01:46,879	00:24,633	00:28,378	00:25,396	00:28,472	262,35	12:42:28
6	<b>01:45,964</b>	00:24,330	<b>00:28,209</b>	<b>00:25,193</b>	00:28,232	260,24	12:44:14
7	01:46,774	00:24,790	00:28,443	00:25,283	00:28,258	262,35	12:46:01
8	01:46,926	00:24,938	00:28,263	00:25,433	00:28,292	259,20	12:47:48
9	01:47,093	00:24,838	00:28,518	00:25,593	00:28,144	257,14	12:49:35
10	01:46,627	<b>00:24,289</b>	00:28,538	00:25,452	00:28,348	<b>263,41</b>	12:51:21
11	PIT	00:25,207	00:28,803	00:25,699	00:39,253	231,43	12:53:20

19		GONZALEZ, Alvaro					
		P.Vmax: 14				T. Ideal: 01:45,797	
Lap	Time	Sector 1	Sector 2	Sector 3	Sector 4	V.Max	
1	START	00:30,500	00:31,009	00:26,581	00:29,426		12:24:23
2	01:47,433	00:24,948	00:28,395	00:25,712	00:28,378	233,09	12:26:10
3	13:04,420	15:23,478	00:30,267	00:26,532	00:29,092		12:39:15
4	01:47,949	00:24,747	00:28,478	00:25,666	00:29,058	229,79	12:41:03
5	01:47,908	00:24,395	00:28,413	00:26,182	00:28,918	241,79	12:42:51
6	01:46,993	00:24,130	00:28,419	00:25,852	00:28,592	245,45	12:44:38
7	01:47,890	00:24,190	00:29,167	00:25,896	00:28,637	<b>251,16</b>	12:46:25
8	01:48,912	<b>00:24,108</b>	00:28,168	00:27,749	00:28,887	<b>251,16</b>	12:48:14
9	01:47,167	00:24,135	00:28,496	00:26,100	00:28,436	<b>251,16</b>	12:50:02
10	01:46,250	00:24,137	00:28,148	<b>00:25,285</b>	00:28,680	249,23	12:51:48
11	01:47,148	00:24,292	00:29,236	<b>00:25,285</b>	<b>00:28,335</b>	250,19	12:53:35
12	01:47,103	00:24,315	00:28,191	00:25,762	00:28,835	244,53	12:55:22
13	<b>01:45,992</b>	00:24,157	<b>00:28,069</b>	00:25,333	00:28,433	<b>251,16</b>	12:57:08

9		MONTERO, Aitor					
		P.Vmax: 5				T. Ideal: 01:43,434	
Lap	Time	Sector 1	Sector 2	Sector 3	Sector 4	V.Max	
1	START	01:18,580	00:28,430	00:24,755	00:28,709		12:25:06
2	01:44,871	00:23,894	<b>00:27,724</b>	00:24,989	00:28,264	253,13	12:26:51
3	12:08,688	15:12,285	00:28,007	00:25,348	00:28,393		12:38:59
4	01:45,846	00:23,871	00:27,749	00:24,796	00:29,430	255,12	12:40:45
5	01:44,744	00:24,155	00:28,031	00:24,667	00:27,891	247,33	12:42:30
6	01:44,274	00:23,646	00:28,266	00:24,710	<b>00:27,652</b>	251,16	12:44:14
7	01:46,476	00:24,654	00:28,596	00:25,148	00:28,078	254,12	12:46:01
8	<b>01:44,091</b>	00:23,955	00:27,853	<b>00:24,529</b>	00:27,754	240,89	12:47:45
9	01:45,096	00:24,133	00:27,987	00:24,965	00:28,011	<b>260,24</b>	12:49:30
10	PIT	<b>00:23,529</b>	00:28,005	00:25,435	00:36,087	256,13	12:51:23

20		DE LA CRUZ, Alejandro					
		P.Vmax: 31				T. Ideal: 01:46,929	
Lap	Time	Sector 1	Sector 2	Sector 3	Sector 4	V.Max	
1	START	00:30,020	00:32,050	00:27,150	00:30,668		12:24:25
2	01:51,197	00:25,312	00:29,523	00:26,487	00:29,875	220,41	12:26:16
3	12:21,202	14:44,637	00:30,956	00:26,254	00:30,440		12:38:38
4	01:49,153	00:25,139	00:29,113	00:25,614	00:29,287	224,22	12:40:27
5	01:48,584	00:24,880	00:28,934	00:25,161	00:29,609	221,92	12:42:15
6	01:49,659	00:24,661	00:29,114	00:26,215	00:29,669	221,92	12:44:05
7	01:51,456	00:25,556	00:29,802	00:25,817	00:30,281	<b>226,57</b>	12:45:57
8	<b>01:47,338</b>	00:24,528	00:28,788	<b>00:24,984</b>	00:29,038	222,68	12:47:44
9	01:48,255	00:24,793	00:28,750	00:25,669	00:29,043	223,45	12:49:32





Circuit de la C. Valenciana

Campeonato CIV de Velocidad

ANALYSIS / SECTORS Ent.Cronometrado 2 EASY RACE-C.BMW

10	01:47,996	00:24,757	00:29,169	00:25,300	00:28,770	225,00	12:51:20	10	01:47,999	00:24,778	00:28,775	00:25,476	00:28,970	224,22	12:51:34
11	01:47,540	<b>00:24,488</b>	00:29,036	00:25,246	00:28,770	224,22	12:53:08	11	01:48,402	<b>00:24,734</b>	00:29,059	00:25,641	<b>00:28,968</b>	225,00	12:53:22
12	01:47,624	00:24,612	<b>00:28,737</b>	00:25,555	<b>00:28,720</b>	224,22	12:54:55	12	01:48,692	00:24,854	00:28,964	00:25,484	00:29,390	224,22	12:55:11
13	PIT	00:27,618	00:37,669	00:28,397	00:49,214	223,45	12:57:18	13	01:49,990	00:25,017	00:29,387	00:25,640	00:29,946	223,45	12:57:01

21 DE DIEGO,Santiago							
P.Vmax: 7 T. Ideal: 01:45,736							
Lap Time	Sector 1	Sector 2	Sector 3	Sector 4	V.Max	Hour	
1	START	02:03,717	00:30,220	00:27,019	00:29,307		12:25:56
2	01:47,553	00:24,669	00:28,778	00:25,940	00:28,166	253,13	12:27:43
3	11:41,191	15:26,143	00:32,868	00:29,163	00:30,833		12:39:24
4	01:57,133	00:25,421	00:30,807	00:28,501	00:32,404	245,45	12:41:22
5	01:47,912	00:24,424	00:29,167	00:25,729	00:28,592	250,19	12:43:09
6	01:47,103	00:24,467	00:28,743	00:25,339	00:28,554	251,16	12:44:57
7	PIT	00:26,807	00:31,762	00:28,651	00:41,335	213,86	12:47:05
8	03:26,937	01:42,875	00:31,491	00:27,607	00:44,964		12:50:32
9	01:49,435	00:24,750	00:29,669	00:26,338	00:28,678	252,14	12:52:21
10	<b>01:45,736</b>	<b>00:24,072</b>	<b>00:28,535</b>	<b>00:25,173</b>	<b>00:27,956</b>	254,12	12:54:07
11	PIT	00:27,831	00:35,576	00:29,129	00:36,616	255,12	12:56:16

35 FLORIN,Gonzalo							
P.Vmax: 8 T. Ideal: 01:47,958							
Lap Time	Sector 1	Sector 2	Sector 3	Sector 4	V.Max	Hour	
1	START	01:22,330	00:30,460	00:26,258	00:29,625		12:25:14
2	01:49,415	00:25,173	00:28,890	00:25,975	00:29,377	236,50	12:27:03
3	14:15,553	17:27,446	00:30,080	00:26,587	00:29,528		12:41:19
4	<b>01:48,070</b>	00:25,006	<b>00:28,524</b>	<b>00:25,734</b>	<b>00:28,806</b>	250,19	12:43:07
5	01:48,768	<b>00:24,894</b>	00:28,613	00:26,119	00:29,142	242,70	12:44:56
6	01:49,668	00:25,387	00:28,701	00:26,205	00:29,375	226,57	12:46:46
7	PIT	00:24,961	00:28,716	00:25,915	00:35,986	237,36	12:48:41
8	PIT	01:10,808	00:29,480	00:27,155	00:38,772		12:51:27

24 RIOS,Jaime E.							
P.Vmax: 13 T. Ideal: 01:45,431							
Lap Time	Sector 1	Sector 2	Sector 3	Sector 4	V.Max	Hour	
1	PIT	00:32,910	00:31,320	00:27,559	00:36,768		12:24:34
2	02:12,415	00:45,880	00:30,327	00:26,692	00:29,516		12:26:46
3	12:58,904	15:53,575	00:29,906	00:26,835	00:29,560		12:39:45
4	01:47,908	00:24,750	00:28,914	00:25,880	00:28,364	244,53	12:41:33
5	01:46,508	00:24,168	00:28,370	00:25,621	00:28,349	249,23	12:43:20
6	01:47,631	00:24,468	00:28,933	00:25,657	00:28,573	245,45	12:45:07
7	01:46,643	00:24,248	00:28,368	00:25,744	00:28,283	245,45	12:46:54
8	02:49,535	00:25,820	00:32,012	01:21,635	00:30,068	<b>252,14</b>	12:49:43
9	01:46,507	00:24,380	00:28,515	00:25,543	<b>00:28,069</b>	243,61	12:51:30
10	01:47,015	<b>00:23,958</b>	00:28,868	00:25,489	00:28,700	249,23	12:53:17
11	<b>01:45,895</b>	00:24,195	<b>00:28,096</b>	<b>00:25,308</b>	00:28,296	247,33	12:55:03
12	PIT	00:34,470	00:30,715	00:26,598	00:36,623	<b>252,14</b>	12:57:11

37 LEAL,Jesus							
P.Vmax: 27 T. Ideal: 01:47,126							
Lap Time	Sector 1	Sector 2	Sector 3	Sector 4	V.Max	Hour	
1	START	02:54,065	00:33,374	00:31,458	00:32,563		12:26:57
2	11:33,102	14:39,235	00:30,060	00:25,780	00:29,487		12:38:30
3	01:48,596	00:25,060	00:28,898	00:25,533	00:29,105	221,92	12:40:19
4	01:49,034	00:24,956	00:29,129	00:25,509	00:29,440	220,41	12:42:08
5	01:48,077	00:24,728	<b>00:28,536</b>	00:25,446	00:29,367	218,92	12:43:56
6	PIT	00:26,487	00:29,793	00:26,025	00:42,948	220,41	12:46:01
7	02:27,581	01:03,196	00:29,413	00:25,670	00:29,302		12:48:28
8	01:54,342	00:30,649	00:29,457	00:25,171	00:29,065	<b>228,98</b>	12:50:23
9	01:47,426	00:24,655	00:28,589	00:25,157	00:29,025	221,92	12:52:10
10	<b>01:47,279</b>	00:24,758	00:28,537	<b>00:25,141</b>	<b>00:28,843</b>	222,68	12:53:58
11	01:49,088	<b>00:24,606</b>	00:29,041	00:25,672	00:29,769	225,00	12:55:47

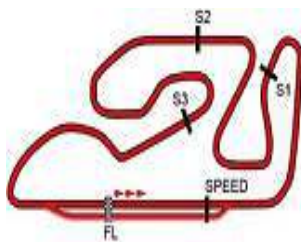
30 ALONSO,Manuel J.							
P.Vmax: 29 T. Ideal: 01:46,594							
Lap Time	Sector 1	Sector 2	Sector 3	Sector 4	V.Max	Hour	
1	START	02:39,208	00:30,257	00:26,519	00:30,530		12:26:32
2	12:45,199	15:26,599	00:30,029	00:25,801	00:29,284		12:39:17
3	01:49,844	00:25,341	00:29,326	00:25,428	00:29,749	<b>227,37</b>	12:41:07
4	01:47,535	00:24,762	00:28,481	00:25,181	00:29,111	220,41	12:42:54
5	01:47,131	00:24,676	00:28,448	00:25,117	00:28,890	219,66	12:44:42
6	01:46,971	<b>00:24,635</b>	00:28,341	00:25,217	00:28,778	221,92	12:46:29
7	<b>01:46,755</b>	00:24,659	00:28,398	<b>00:24,987</b>	<b>00:28,711</b>	221,16	12:48:15
8	PIT	00:24,847	<b>00:28,261</b>	00:25,041	00:40,336	223,45	12:50:14

38 PUELLES,Javier							
P.Vmax: 4 T. Ideal: 01:40,122							
Lap Time	Sector 1	Sector 2	Sector 3	Sector 4	V.Max	Hour	
1	START	01:16,580	00:28,260	00:24,815	00:31,891		12:25:07
2	01:43,681	00:24,014	00:27,076	00:24,628	00:27,963	260,24	12:26:51
3	12:19,858	15:23,756	00:29,445	00:24,060	00:27,824		12:39:10
4	01:41,784	<b>00:22,892</b>	00:27,439	<b>00:23,685</b>	00:27,768	259,20	12:40:52
5	<b>01:40,813</b>	00:22,985	<b>00:26,659</b>	00:24,056	00:27,113	249,23	12:42:33
6	01:42,296	00:23,120	00:26,881	00:25,409	<b>00:26,886</b>	256,13	12:44:15
7	01:42,402	00:23,722	00:27,267	00:24,331	00:27,082	260,24	12:45:58
8	PIT	00:28,957	00:30,173	00:24,991	00:37,178	247,33	12:47:59

34 UTRILLA,Luis							
P.Vmax: 31 T. Ideal: 01:47,710							
Lap Time	Sector 1	Sector 2	Sector 3	Sector 4	V.Max	Hour	
1	START	01:20,340	00:30,370	00:26,150	00:29,749		12:25:12
2	01:49,215	00:25,226	00:29,012	00:25,560	00:29,417	225,78	12:27:01
3	11:50,346	15:00,784	00:30,401	00:25,607	00:29,378		12:38:52
4	<b>01:47,930</b>	00:24,924	<b>00:28,705</b>	<b>00:25,303</b>	00:28,998	<b>226,57</b>	12:40:39
5	01:48,881	00:25,058	00:28,855	00:25,504	00:29,464	223,45	12:42:28
6	01:50,121	00:25,055	00:29,527	00:25,847	00:29,692	225,00	12:44:18
7	01:49,847	00:25,172	00:29,173	00:26,089	00:29,413	<b>226,57</b>	12:46:08
8	01:48,957	00:25,195	00:28,810	00:25,482	00:29,470	222,68	12:47:57
9	01:48,327	00:24,788	00:28,747	00:25,488	00:29,304	225,00	12:49:46

39 GONZALEZ,Raul S.							
P.Vmax: 1 T. Ideal: 01:45,497							
Lap Time	Sector 1	Sector 2	Sector 3	Sector 4	V.Max	Hour	
1	START	00:45,840	00:52,270	00:28,470	00:28,852		12:25:01
2	01:48,496	00:24,504	00:29,451	00:26,123	00:28,418	264,49	12:26:49
3	11:50,550	14:49,235	00:30,146	00:26,888	00:28,209		12:38:40
4	01:48,180	00:24,953	00:29,194	00:25,752	00:28,281	260,24	12:40:28
5	01:49,283	00:24,105	00:28,963	00:25,846	00:30,369	263,41	12:42:17
6	01:48,333	00:24,365	00:29,509	00:26,317	00:28,142	256,13	12:44:06
7	01:46,497	00:24,017	00:28,681	00:25,601	00:28,198	264,49	12:45:52
8	01:45,976	00:23,868	00:28,657	00:25,438	<b>00:28,013</b>	263,41	12:47:38
9	<b>01:45,592</b>	<b>00:23,539</b>	00:28,682	<b>00:25,326</b>	00:28,045	<b>266,67</b>	12:49:24
10	PIT	00:23,712	<b>00:28,619</b>	00:26,187	00:42,224	261,29	12:51:24





Circuit de la C.Valenciana

Campeonato CIV de Velocidad

ANALYSIS / SECTORS Ent.Cronometrado 2 EASY RACE-C.BMW

43		MONTROYA, Antonio					
		P.Vmax: 33				T. Ideal: 01:49,276	
Lap	Time	Sector 1	Sector 2	Sector 3	Sector 4	V.Max	Hour
1	START	01:12,650	00:30,030	00:26,005	00:30,507		12:25:05
2	01:52,898	00:26,084	00:29,915	00:26,149	00:30,750	<b>225,78</b>	12:26:57
3	12:25,841	15:29,134	00:30,106	00:27,847	00:30,844		12:39:23
4	01:51,129	00:25,568	00:29,547	00:26,285	<b>00:29,729</b>	221,92	12:41:14
5	<b>01:49,723</b>	00:24,959	00:29,280	00:25,731	00:29,753	221,92	12:43:04
6	01:50,825	<b>00:24,951</b>	00:29,585	00:25,962	00:30,327	222,68	12:44:55
7	01:50,760	00:25,415	00:29,320	00:25,844	00:30,181	222,68	12:46:46
8	01:50,539	00:25,587	00:29,187	00:25,793	00:29,972	224,22	12:48:36
9	01:50,631	00:25,235	00:29,633	<b>00:25,566</b>	00:30,197	225,00	12:50:27
10	01:49,898	00:25,120	<b>00:29,030</b>	00:25,907	00:29,841	225,00	12:52:17
11	01:50,523	00:25,161	00:29,464	00:25,719	00:30,179	223,45	12:54:07
12	01:51,122	00:25,436	00:29,610	00:25,812	00:30,264	222,68	12:55:58

56		MUÑOZ, Eduardo					
		P.Vmax: 26				T. Ideal: 01:45,300	
Lap	Time	Sector 1	Sector 2	Sector 3	Sector 4	V.Max	Hour
1	START	03:29,732	00:29,263	00:25,473	00:29,016		12:27:19
2	11:31,968	14:59,026	00:30,591	00:25,658	00:30,177		12:38:51
3	01:46,564	<b>00:24,261</b>	00:28,320	00:25,097	00:28,886	226,57	12:40:37
4	01:46,969	00:24,641	00:28,464	00:25,389	00:28,475	227,37	12:42:24
5	01:47,623	00:24,423	00:28,587	00:25,333	00:29,280	227,37	12:44:12
6	01:46,004	00:24,603	00:28,187	<b>00:24,699</b>	00:28,515	227,37	12:45:58
7	01:46,359	00:24,650	00:28,316	00:24,936	00:28,457	226,57	12:47:44
8	01:46,529	00:25,084	00:28,109	00:25,047	<b>00:28,289</b>	<b>229,79</b>	12:49:31
9	01:46,251	00:24,591	00:28,306	00:24,827	00:28,527	228,17	12:51:17
10	<b>01:45,816</b>	00:24,289	<b>00:28,051</b>	00:25,033	00:28,443	225,00	12:53:03
11	PIT	00:25,429	00:28,629	00:25,998	00:40,328	225,78	12:55:03

44		VALERA, Fco. Javier					
		P.Vmax: 2				T. Ideal: 01:40,029	
Lap	Time	Sector 1	Sector 2	Sector 3	Sector 4	V.Max	Hour
1	START	14:47,992	00:30,155	00:25,429	00:27,978		12:38:37
2	01:41,660	00:23,151	00:27,282	00:23,929	00:27,298	260,24	12:40:19
3	01:41,248	00:23,005	00:27,224	00:23,824	00:27,195	260,24	12:42:00
4	PIT	00:24,455	00:29,456	00:26,672	00:37,440	251,16	12:43:58
5	04:46,067	03:23,390	00:28,860	00:25,352	00:28,465		12:48:44
6	01:41,064	00:22,818	00:27,345	<b>00:23,504</b>	00:27,397	263,41	12:50:25
7	01:42,661	00:23,782	00:27,425	00:24,350	00:27,104	<b>264,49</b>	12:52:08
8	01:40,411	00:22,951	00:26,903	00:23,639	<b>00:26,918</b>	263,41	12:53:48
9	<b>01:40,373</b>	<b>00:22,783</b>	<b>00:26,824</b>	00:23,682	00:27,084	263,41	12:55:28
10	PIT	00:27,067	00:31,289	00:28,625	00:42,550	240,00	12:57:38

65		ALVAREZ, Jesús					
		P.Vmax: 34				T. Ideal: 01:48,993	
Lap	Time	Sector 1	Sector 2	Sector 3	Sector 4	V.Max	Hour
1	START	00:33,230	00:30,919	00:27,721	00:31,042		12:24:28
2	01:50,439	00:25,348	00:29,530	00:26,010	00:29,551	222,68	12:26:19
3	12:57,597	15:22,608	00:30,291	00:26,797	00:31,252		12:39:16
4	01:50,559	00:25,094	00:29,965	00:25,680	00:29,820	222,68	12:41:07
5	01:50,082	00:25,438	<b>00:29,053</b>	00:25,940	00:29,651	218,18	12:42:57
6	01:49,990	00:25,336	00:29,298	00:25,774	00:29,582	<b>224,22</b>	12:44:47
7	01:50,420	00:25,184	00:29,464	00:25,797	00:29,975	221,92	12:46:37
8	01:50,866	00:25,429	00:29,347	00:26,298	00:29,792	220,41	12:48:28
9	01:49,733	00:25,045	00:29,509	00:25,744	00:29,435	222,68	12:50:18
10	<b>01:49,100</b>	<b>00:24,959</b>	00:29,160	<b>00:25,638</b>	<b>00:29,343</b>	220,41	12:52:07
11	01:49,434	00:24,970	00:29,098	00:25,823	00:29,543	221,92	12:53:57
12	01:50,277	00:25,299	00:29,074	00:25,812	00:30,092	220,41	12:55:47

53		TARIN, Jordi					
		P.Vmax: 8				T. Ideal: 01:45,472	
Lap	Time	Sector 1	Sector 2	Sector 3	Sector 4	V.Max	Hour
1	START	02:41,785	00:30,160	00:26,637	00:29,426		12:26:33
2	12:30,980	15:13,638	00:30,150	00:26,084	00:29,116		12:39:04
3	01:48,396	00:24,914	00:28,556	00:25,450	00:29,476	247,33	12:40:53
4	01:47,077	00:24,649	00:28,540	00:25,487	<b>00:28,401</b>	248,28	12:42:40
5	01:48,259	00:24,466	00:28,576	00:26,136	00:29,081	252,14	12:44:28
6	01:47,300	00:24,709	00:28,456	00:25,606	00:28,529	251,16	12:46:15
7	01:46,759	00:24,591	00:28,152	00:25,251	00:28,765	251,16	12:48:02
8	01:51,537	00:26,090	00:29,817	00:26,441	00:29,189	248,28	12:49:54
9	01:46,874	00:24,481	00:28,519	00:25,333	00:28,541	253,13	12:51:41
10	<b>01:45,590</b>	<b>00:23,894</b>	<b>00:28,059</b>	<b>00:25,118</b>	00:28,519	<b>255,12</b>	12:53:26
11	PIT	00:24,771	00:29,494	00:27,532	00:41,559	243,61	12:55:30

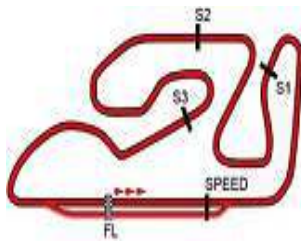
71		FRAILE, Javier					
		P.Vmax: 8				T. Ideal: 01:48,766	
Lap	Time	Sector 1	Sector 2	Sector 3	Sector 4	V.Max	Hour
1	START	00:31,880	00:30,910	00:27,160	00:29,963		12:24:25
2	<b>01:48,766</b>	<b>00:24,369</b>	<b>00:29,214</b>	<b>00:26,268</b>	<b>00:28,915</b>	<b>255,12</b>	12:26:14
3	13:38,492	15:57,605	00:30,693	00:27,728	00:31,145		12:39:53
4	01:51,219	00:25,149	00:29,351	00:26,460	00:30,259	237,36	12:41:44
5	PIT	00:25,414	00:29,924	<b>00:26,268</b>	00:40,614	236,50	12:43:46

55		ROMERO, Antonio S.					
		P.Vmax: 14				T. Ideal: 01:45,388	
Lap	Time	Sector 1	Sector 2	Sector 3	Sector 4	V.Max	Hour
1	START	02:44,383	00:29,026	00:26,155	00:29,065		12:26:34
2	12:09,184	14:54,069	00:29,899	00:25,325	00:28,520		12:38:43
3	01:46,149	00:24,550	<b>00:27,861</b>	00:25,280	00:28,458	<b>251,16</b>	12:40:29
4	01:46,788	00:24,494	00:27,998	00:25,545	00:28,751	249,23	12:42:16
5	01:47,312	00:24,426	00:28,752	00:26,096	<b>00:28,038</b>	245,45	12:44:03
6	01:47,178	<b>00:24,347</b>	00:28,081	<b>00:25,142</b>	00:29,608	249,23	12:45:51
7	<b>01:45,958</b>	00:24,533	00:27,989	00:25,192	00:28,244	243,61	12:47:37
8	01:46,951	00:24,374	00:28,404	00:25,618	00:28,555	247,33	12:49:24
9	PIT	00:25,116	00:28,890	00:25,940	00:39,019	240,00	12:51:22

76		MENDOZA, José A.					
		P.Vmax: 22				T. Ideal: 01:49,300	
Lap	Time	Sector 1	Sector 2	Sector 3	Sector 4	V.Max	Hour
1	START	00:34,270	00:30,610	00:27,630	00:31,055		12:24:29
2	01:51,159	00:26,071	00:29,019	00:26,355	00:29,714	220,41	12:26:20
3	12:22,460	14:49,611	00:30,431	00:26,769	00:30,373		12:38:43
4	01:50,157	00:25,817	00:28,941	00:26,031	00:29,368	246,39	12:40:33
5	01:49,668	00:25,514	00:28,805	00:26,047	<b>00:29,302</b>	247,33	12:42:22
6	<b>01:49,344</b>	<b>00:25,362</b>	<b>00:28,712</b>	<b>00:25,924</b>	00:29,346	<b>248,28</b>	12:44:12
7	PIT	00:26,873	00:30,805	00:27,052	00:47,652	243,61	12:46:24

78		GONZALEZ, Adolfo					
		P.Vmax: 20				T. Ideal: 01:45,498	
Lap	Time	Sector 1	Sector 2	Sector 3	Sector 4	V.Max	Hour
1	START	01:19,220	00:30,610	00:26,315	00:29,643		12:25:11
2	01:46,136	00:24,216	00:28,364	00:25,138	00:28,418	246,39	12:26:57
3	11:51,317	14:53,324	00:31,439	00:28,817	00:29,661		12:38:49
4	01:46,539	00:24,286	00:28,564	00:25,124	00:28,565	<b>250,19</b>	12:40:35
5	01:47,637	00:24,908	00:28,494	00:25,699	00:28,536	244,53	12:42:23





Circuit de la C.Valenciana

Campeonato CIV de Velocidad

ANALYSIS / SECTORS Ent.Cronometrado 2 EASY RACE-C.BMW

6	PIT	00:25,416	00:29,032	00:26,602	00:37,819	240,00	12:44:22	7	<b>01:50,105</b>	<b>00:25,278</b>	00:29,250	<b>00:25,903</b>	<b>00:29,674</b>	217,45	12:46:18
7	02:11,262	00:47,903	00:28,665	00:25,746	00:28,948		12:46:33	8	01:50,441	00:25,342	00:29,170	00:26,021	00:29,908	216,00	12:48:08
8	<b>01:46,012</b>	<b>00:23,915</b>	<b>00:28,178</b>	00:25,267	00:28,652	246,39	12:48:19	9	01:51,053	00:25,608	<b>00:29,110</b>	00:26,155	00:30,180	215,28	12:49:59
9	01:46,095	00:24,194	00:28,349	00:25,236	<b>00:28,316</b>	248,28	12:50:05	10	PIT	00:25,562	00:30,138	00:26,818	00:47,505	213,86	12:52:09
10	PIT	00:24,149	00:28,953	00:26,616	00:39,343	249,23	12:52:04								
11	03:17,258	01:50,713	00:30,352	00:26,823	00:29,370		12:55:21								
12	01:46,441	00:24,141	00:28,253	<b>00:25,089</b>	00:28,958	246,39	12:57:08								

<b>85</b>	<b>GALVEZ,Jorge</b>	P.Vmax: 24 T. Ideal: 01:48,983					
Lap Time	Sector 1	Sector 2	Sector 3	Sector 4	V.Max	Hour	
1	START	01:09,450	00:30,500	<b>00:26,821</b>	<b>00:28,967</b>	12:25:01	
2	<b>01:53,127</b>	<b>00:24,409</b>	<b>00:28,786</b>	00:29,712	00:30,220	<b>236,50</b>	12:26:54

<b>88</b>	<b>BOSQUE,Gorka</b>	P.Vmax: 14 T. Ideal: 01:44,052					
Lap Time	Sector 1	Sector 2	Sector 3	Sector 4	V.Max	Hour	
1	START	00:33,870	00:30,520	00:27,560	00:30,540	12:24:28	
2	01:48,167	00:24,409	00:28,455	00:26,413	00:28,890	249,23	12:26:16
3	12:51,513	15:16,333	00:29,946	00:26,973	00:28,918		12:39:08
4	01:44,696	<b>00:23,670</b>	00:27,989	00:24,691	00:28,346	<b>251,16</b>	12:40:52
5	<b>01:44,358</b>	00:23,976	<b>00:27,759</b>	<b>00:24,679</b>	<b>00:27,944</b>	246,39	12:42:37
6	PIT	00:25,066	00:31,650	00:31,567	00:43,354	247,33	12:44:48

<b>96</b>	<b>GARCIA,Fernando</b>	P.Vmax: 20 T. Ideal: 01:51,711					
Lap Time	Sector 1	Sector 2	Sector 3	Sector 4	V.Max	Hour	
1	START	00:35,390	00:31,730	00:27,470	00:30,056	12:24:30	
2	01:53,036	00:26,196	<b>00:29,850</b>	00:27,117	00:29,873	229,79	12:26:23
3	12:45,914	15:15,395	00:30,487	00:27,402	00:30,312		12:39:09
4	01:54,472	<b>00:25,718</b>	00:30,731	00:27,862	00:30,161	249,23	12:41:03
5	01:53,235	00:25,876	00:30,201	00:27,209	00:29,949	<b>250,19</b>	12:42:57
6	<b>01:51,973</b>	00:25,938	00:29,892	<b>00:26,812</b>	<b>00:29,331</b>	238,24	12:44:49
7	PIT	00:25,812	00:30,078	00:27,154	00:40,544	229,79	12:46:52

<b>99</b>	<b>VIDRIE,Alberto</b>	P.Vmax: 12 T. Ideal: 01:46,511					
Lap Time	Sector 1	Sector 2	Sector 3	Sector 4	V.Max	Hour	
1	START	00:31,080	00:31,229	00:26,751	00:29,108	12:24:24	
2	01:48,036	00:24,784	00:28,346	00:25,915	00:28,991	<b>253,13</b>	12:26:12
3	12:35,235	14:55,913	00:29,691	00:26,596	00:29,239		12:38:47
4	01:48,173	00:24,766	00:28,743	00:25,554	00:29,110	245,45	12:40:35
5	01:47,753	00:24,827	00:28,513	00:25,451	00:28,962	238,24	12:42:23
6	01:49,439	00:25,210	00:28,727	00:25,839	00:29,663	239,11	12:44:12
7	01:47,372	00:24,998	<b>00:28,218</b>	<b>00:25,263</b>	00:28,893	233,94	12:46:00
8	PIT	00:24,808	00:28,600	00:25,510	00:34,340	226,57	12:47:53
9	04:00,102	02:35,697	00:29,416	00:26,058	00:28,931		12:51:53
10	<b>01:47,315</b>	<b>00:24,476</b>	00:28,324	00:25,551	00:28,964	251,16	12:53:40
11	01:47,474	00:24,891	00:28,541	00:25,488	<b>00:28,554</b>	237,36	12:55:28
12	PIT	00:38,818	00:50,302	00:41,504	00:44,364	236,50	12:58:23

<b>101</b>	<b>LUIS,Francisco</b>	P.Vmax: 36 T. Ideal: 01:49,965					
Lap Time	Sector 1	Sector 2	Sector 3	Sector 4	V.Max	Hour	
1	START	00:30,900	00:31,650	00:27,150	00:30,555	12:24:26	
2	01:51,593	00:25,728	00:29,222	00:26,429	00:30,214	216,00	12:26:17
3	12:36,568	15:00,326	00:31,673	00:26,366	00:30,051		12:38:54
4	01:51,964	00:26,290	00:29,362	00:26,067	00:30,245	214,57	12:40:46
5	01:51,063	00:25,332	00:29,269	00:26,339	00:30,123	213,86	12:42:37
6	01:51,058	00:25,449	00:29,493	00:26,063	00:30,053	214,57	12:44:28

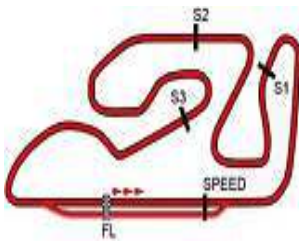
<b>108</b>	<b>DIAZ,Jose A.</b>	P.Vmax: 14 T. Ideal: 01:48,722					
Lap Time	Sector 1	Sector 2	Sector 3	Sector 4	V.Max	Hour	
1	START	00:36,450	00:31,560	00:28,020	00:29,858	12:24:31	
2	01:54,517	00:27,745	00:30,253	00:27,000	00:29,519	242,70	12:26:26
3	12:49,957	15:23,772	00:30,580	00:26,468	00:29,542		12:39:16
4	01:52,260	00:26,422	00:30,536	00:26,116	00:29,186	<b>251,16</b>	12:41:08
5	01:50,418	00:25,474	00:29,742	00:26,227	00:28,975	228,98	12:42:58
6	01:50,238	00:25,002	00:29,747	00:26,419	00:29,070	245,45	12:44:49
7	<b>01:48,932</b>	00:24,857	<b>00:29,255</b>	<b>00:26,047</b>	<b>00:28,773</b>	248,28	12:46:38
8	01:49,786	<b>00:24,647</b>	00:29,291	00:26,589	00:29,259	236,50	12:48:27
9	PIT	00:25,093	00:31,001	00:29,708	00:51,436	<b>251,16</b>	12:50:45

<b>110</b>	<b>GARCIA,J. Pablo</b>	P.Vmax: 6 T. Ideal: 01:43,598					
Lap Time	Sector 1	Sector 2	Sector 3	Sector 4	V.Max	Hour	
1	START	01:13,140	00:29,780	00:25,954	00:28,710	12:25:03	
2	01:47,010	00:24,303	00:28,133	00:25,706	00:28,868	254,12	12:26:50
3	11:49,693	14:48,448	00:30,440	00:26,371	00:29,028		12:38:40
4	01:45,496	00:23,930	00:28,199	00:25,103	00:28,264	252,14	12:40:25
5	01:44,579	00:24,188	00:27,736	00:24,647	<b>00:28,008</b>	253,13	12:42:10
6	01:45,689	<b>00:23,550</b>	00:27,761	00:25,416	00:28,962	254,12	12:43:55
7	01:43,927	00:23,667	<b>00:27,591</b>	00:24,628	00:28,041	253,13	12:45:39
8	01:48,895	00:23,900	00:30,938	00:25,463	00:28,594	250,19	12:47:28
9	01:45,266	00:23,837	00:28,211	00:25,078	00:28,140	249,23	12:49:14
10	01:44,666	00:23,877	00:27,620	00:25,021	00:28,148	253,13	12:50:58
11	01:44,314	00:23,723	00:27,743	00:24,657	00:28,191	<b>257,14</b>	12:52:42
12	01:43,914	00:23,611	00:27,823	<b>00:24,449</b>	00:28,031	255,12	12:54:26
13	<b>01:43,825</b>	00:23,605	00:27,602	00:24,559	00:28,059	254,12	12:56:10

<b>111</b>	<b>NOVOA,H</b>	P.Vmax: 23 T. Ideal: 01:44,921					
Lap Time	Sector 1	Sector 2	Sector 3	Sector 4	V.Max	Hour	
1	START	00:44,330	00:34,410	00:28,110	00:30,166	12:24:42	
2	01:49,810	00:25,111	00:29,396	00:26,389	00:28,914	237,36	12:26:32
3	13:26,557	16:01,711	00:29,787	00:28,975	00:32,910		12:39:59
4	01:46,953	00:24,480	00:28,726	00:25,364	00:28,383	241,79	12:41:46
5	01:46,210	00:24,287	00:28,415	00:25,053	00:28,455	241,79	12:43:32
6	01:45,826	00:24,223	00:28,414	00:25,036	00:28,153	240,00	12:45:18
7	01:45,280	<b>00:23,890</b>	00:28,360	00:24,994	00:28,036	<b>244,53</b>	12:47:03
8	01:46,284	00:24,301	00:28,373	00:25,191	00:28,419	239,11	12:48:49
9	<b>01:44,956</b>	00:23,925	<b>00:28,198</b>	<b>00:24,897</b>	<b>00:27,936</b>	243,61	12:50:34
10	01:51,952	00:24,610	00:29,753	00:26,898	00:30,691	<b>244,53</b>	12:52:26
11	PIT	00:25,656	00:32,199	00:28,309	00:39,630	242,70	12:54:32

<b>113</b>	<b>MEGIAS,Jose A.</b>	P.Vmax: 35 T. Ideal: 01:48,519					
Lap Time	Sector 1	Sector 2	Sector 3	Sector 4	V.Max	Hour	
1	START	01:29,460	00:29,904	00:26,872	00:29,991	12:25:22	
2	01:50,276	00:25,483	00:29,296	00:26,283	<b>00:29,214</b>	222,68	12:27:12
3	12:57,143	16:18,525	00:29,761	00:25,748	00:29,612		12:40:09
4	<b>01:48,631</b>	<b>00:25,017</b>	<b>00:28,717</b>	<b>00:25,571</b>	00:29,326	219,66	12:41:58
5	01:49,068	00:25,087	00:28,787	00:25,705	00:29,489	221,16	12:43:47
6	PIT	00:25,842	00:30,883	00:31,028	00:48,087	221,16	12:46:03





Circuit de la C.Valenciana

Campeonato CIV de Velocidad

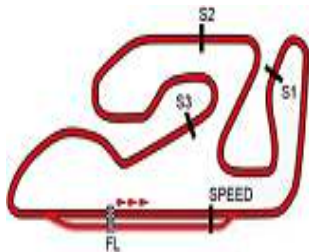
ANALYSIS / SECTORS Ent.Cronometrado 2 EASY RACE-C.BMW

117 GRANDE,Javier		P.Vmax: 14				T. Ideal: 01:43,462	
Lap	Time	Sector 1	Sector 2	Sector 3	Sector 4	V.Max	Hour
1	START	00:35,550	00:29,890	00:27,150	00:29,362		12:24:27
2	01:46,906	00:24,156	00:28,901	00:25,615	00:28,234	243,61	12:26:14
3	12:59,816	15:24,714	00:29,324	00:25,798	00:28,838		12:39:14
4	01:45,602	00:24,690	00:27,687	00:25,216	00:28,009	222,68	12:41:00
5	<b>01:43,606</b>	<b>00:23,552</b>	<b>00:27,308</b>	00:24,891	<b>00:27,855</b>	244,53	12:42:43
6	01:44,625	00:23,845	00:27,496	00:24,900	00:28,384	240,00	12:44:28
7	01:44,032	00:23,704	00:27,457	00:24,960	00:27,911	242,70	12:46:12
8	PIT	00:23,594	00:27,921	<b>00:24,747</b>	00:35,952	243,61	12:48:04

183 NOVO,Borja		P.Vmax: 25				T. Ideal: 01:43,056	
Lap	Time	Sector 1	Sector 2	Sector 3	Sector 4	V.Max	Hour
1	START	01:16,980	00:28,499	00:24,444	00:32,584		12:25:08
2	01:44,013	00:23,780	00:28,044	00:24,162	<b>00:28,027</b>	230,61	12:26:52
3	12:22,446	15:24,509	00:29,431	00:25,763	00:29,263		12:39:14
4	01:44,025	<b>00:23,420</b>	00:27,761	00:24,501	00:28,343	228,98	12:40:58
5	01:43,472	00:23,650	00:27,648	00:24,128	00:28,046	228,98	12:42:42
6	01:44,466	00:23,425	00:27,693	00:24,980	00:28,368	230,61	12:44:26
7	01:43,859	00:23,707	00:27,557	00:24,141	00:28,454	228,17	12:46:10
8	01:44,729	00:23,652	00:28,353	00:24,213	00:28,511	229,79	12:47:55
9	01:43,931	00:23,805	00:27,575	00:24,325	00:28,226	230,61	12:49:39
10	<b>01:43,238</b>	00:23,504	<b>00:27,529</b>	<b>00:24,080</b>	00:28,125	229,79	12:51:22
11	01:44,350	00:24,004	00:27,673	00:24,491	00:28,182	233,09	12:53:06
12	PIT	00:35,786	00:29,576	00:25,361	00:44,923	232,26	12:55:22



CRONOCIRCUIT: crono@circuitricardotormo.com



Circuit de la C.Valenciana

3 - 4 Octubre 2020

Circuit de la C.Valenciana

Campeonato CIV de Velocidad

Velocidades máximas Ent.Cronometrado 2 EASY RACE-C.BMW

Name	Country/Res	Brand	Best 5 max. speed					Media	Max.
39	GONZALEZ,Raul S.		266,7	264,5	264,5	263,4	263,4	264,5	266,7
44	VALERA,Fco. Javier		264,5	263,4	263,4	263,4	260,2	263,0	264,5
8	VALLMANYA,Benjamin		263,4	262,3	262,3	260,2	259,2	261,5	263,4
9	MONTERO,Aitor		260,2	256,1	255,1	254,1	253,1	255,7	260,2
38	PUELLES,Javier		260,2	260,2	259,2	256,1	249,2	257,0	260,2
110	GARCIA,J. Pablo		257,1	255,1	254,1	254,1	254,1	254,9	257,1
21	DE DIEGO,Santiago		255,1	254,1	253,1	252,1	251,2	253,1	255,1
53	TARIN,Jordi		255,1	253,1	252,1	251,2	251,2	252,5	255,1
71	FRAILE,Javier		255,1	237,4	236,5			243,0	255,1
7	RUIZ,Juan M.		254,1	252,1	252,1	251,2	242,7	250,5	254,1
99	VIDRIE,Alberto		253,1	251,2	245,5	239,1	238,2	245,4	253,1
24	RIOS,Jaime E.		252,1	252,1	249,2	249,2	247,3	250,0	252,1
108	DIAZ,José A.		251,2	251,2	248,3	245,5	242,7	247,8	251,2
19	GONZALEZ,Alvaro		251,2	251,2	251,2	251,2	250,2	251,0	251,2
88	BOSQUE,Gorka		251,2	249,2	247,3	246,4		248,5	251,2
6	RAMIREZ,Juan A.		251,2	250,2	250,2	249,2	247,3	249,6	251,2
55	ROMERO,Antonio S.		251,2	249,2	249,2	247,3	245,5	248,5	251,2
35	FLORIN,Gonzalo		250,2	242,7	237,4	236,5	226,6	238,7	250,2
78	GONZALEZ,Adolfo		250,2	249,2	248,3	246,4	246,4	248,1	250,2
96	GARCIA,Fernando		250,2	249,2	238,2	229,8	229,8	239,4	250,2
76	MENDOZA,José A.		248,3	247,3	246,4	243,6	220,4	241,2	248,3
117	GRANDE,Javier		244,5	243,6	243,6	242,7	240,0	242,9	244,5
111	NOVOA,H		244,5	244,5	243,6	242,7	241,8	243,4	244,5
85	GALVEZ,Jorge		236,5					236,5	236,5
183	NOVO,Borja		233,1	232,3	230,6	230,6	230,6	231,4	233,1
56	MUÑOZ,Eduardo		229,8	228,2	227,4	227,4	227,4	228,0	229,8
37	LEAL,Jesus		229,0	225,0	222,7	221,9	221,9	224,1	229,0
10	DIEZ,D. José		229,0	228,2	228,2	227,4	227,4	228,0	229,0
30	ALONSO,Manuel J.		227,4	223,4	221,9	221,2	220,4	222,9	227,4
17	FERNANDEZ,Juan J.		227,4	227,4	227,4	227,4	226,6	227,2	227,4
34	UTRILLA,Luis		226,6	226,6	225,8	225,0	225,0	225,8	226,6
20	DE LA CRUZ,Alejandro		226,6	225,0	224,2	224,2	224,2	224,8	226,6
43	MONTOYA,Antonio		225,8	225,0	225,0	224,2	223,4	224,7	225,8
65	ALVAREZ,Jesús		224,2	222,7	222,7	222,7	221,9	222,8	224,2
113	MEGIAS,José A.		222,7	221,2	221,2	219,7		221,2	222,7
101	LUIS,Francisco		217,4	216,0	216,0	215,3	214,6	215,9	217,4



CRONOCIRCUIT: [crono@circuitricardotormo.com](mailto:crono@circuitricardotormo.com)