

Campeonato CIV de Velocidad

3 - 4 Octubre 2020

Laps: 12

Circuit de la C.Valenciana

Length: 4005 metros

Results

Carrera EASY RACE-C.BMW

Pos.	N.	Rider	Team	Motorcycle	Nat.	Laps	Time	Best Lap	iL	Gap	Interval	Speed	Pt.	Cat.
1	44	VALERA,Fco.	Javier			12	20:16,155	01:39,871	3			142,28	25	BMW
2	38	PUELLES,Javier				12	20:27,210	01:39,870	2	00:11,055	00:11,055	141,01	20	EAR
3	183	NOVO,Borja				12	20:36,013	01:41,708	2	00:19,858	00:08,803	139,98	16	EAR
4	9	MONTERO,Aitor				12	20:45,623	01:42,662	8	00:29,468	00:09,610	138,97	13	EAR
5	7	RUIZ,Juan M.				12	20:53,147	01:41,348	11	00:36,992	00:07,524	138,08	11	BMW
6	17	FERNANDEZ,Juan J.				12	20:53,464	01:42,829	6	00:37,309	00:00,317	138,08	10	EAR
7	117	GRANDE,Javier				12	20:55,873	01:43,429	11	00:39,718	00:02,409	137,86	9	EAR
8	111	NOVOA,H				12	21:01,731	01:43,628	6	00:45,576	00:05,858	137,21	8	EAR
9	6	RAMIREZ,Juan A.				12	21:02,740	01:44,080	3	00:46,585	00:01,009	137,1	7	EAR
10	110	GARCIA,J. Pablo				12	21:09,047	01:43,754	4	00:52,892	00:06,307	136,34	6	BMW
11	39	GONZALEZ,Raul S.				12	21:15,393	01:44,685	6	00:59,238	00:06,346	135,7	5	BMW
12	30	ALONSO,Manuel J.				12	21:16,327	01:44,194	10	01:00,172	00:00,934	135,59	4	EAR
13	88	BOSQUE,Gorka				12	21:16,536	01:44,975	3	01:00,381	00:00,209	135,59	3	EAR
14	56	MUÑOZ,Eduardo				12	21:17,191	01:44,428	12	01:01,036	00:00,655	135,49	2	EAR
15	8	VALLMANYA,Benjamin				12	21:22,568	01:45,240	3	01:06,413	00:05,377	134,96	1	BMW
16	55	ROMERO,Antonio S.				12	21:23,029	01:45,438	2	01:06,874	00:00,461	134,85		EAR
17	20	DE LA CRUZ,Alejandro				12	21:28,946	01:45,787	9	01:12,791	00:05,917	134,33		EAR
18	99	VIDRIE,Alberto				12	21:34,018	01:45,493	7	01:17,863	00:05,072	133,71		BMW
19	34	UTRILLA,Luis				12	21:35,191	01:46,453	8	01:19,036	00:01,173	133,6		EAR
20	24	RIOS,Jaime E.				12	21:39,647	01:45,523	9	01:23,492	00:04,456	133,19		EAR
21	78	GONZALEZ,Adolfo				12	21:50,452	01:45,987	3	01:34,297	00:10,805	132,07		EAR
22	35	FLORIN,Gonzalo				12	21:50,456	01:46,169	9	01:34,301	00:00,004	132,07		BMW
23	21	DE DIEGO,Santiago				12	21:50,640	01:46,648	10	01:34,485	00:00,184	132,07		BMW
24	65	ALVAREZ,Jesús				12	21:51,294	01:46,773	11	01:35,139	00:00,654	131,97		EAR
25	71	FRAILE,Javier				12	21:54,183	01:47,297	9	01:38,028	00:02,889	131,67		EAR
26	108	DIAZ,José A.				12	21:54,283	01:46,892	12	01:38,128	00:00,100	131,67		EAR
27	37	LEAL,Jesus				12	21:55,660	01:47,295	10	01:39,505	00:01,377	131,57		EAR
28	113	MEGIAS,José A.				12	22:02,140	01:47,476	4	01:45,985	00:06,480	130,87		EAR
29	43	MONTOYA,Antonio				12	22:02,741	01:47,603	8	01:46,586	00:00,601	130,87		EAR
30	76	MENDOZA,José A.				11	20:29,662	01:48,199	5	-1 Lap	-1 Lap	129,05		BMW
31	10	DIEZ,D. José				11	20:32,531	01:48,236	7	-1 Lap	00:02,869	128,73		EAR
32	53	TARIN,Jordi				11	20:42,917	01:46,502	11	-1 Lap	00:10,386	127,7		EAR
33	96	GARCIA,Fernando				11	20:54,907	01:51,371	10	-1 Lap	00:11,990	126,47		BMW
34	101	LUIS,Francisco				11	20:55,432	01:50,274	6	-1 Lap	00:00,525	126,37		EAR
DESCLASIFICADOS NO BANDERA														
.	19	GONZALEZ,Alvaro				10	17:50,883	01:44,514	6	-2 Lap	-1 Lap	134,75		EAR

Best Lap: Rider 38 - PUELLES,Javier - Time: 01:39,870 at 144,37 Km/h

Circuit de la C.Valenciana

Final Official

Provisional Official

Length: 4005

Hour: 16:15:00

JURY:

Hour:

C.of the Course:

Hour:

03/10/2020

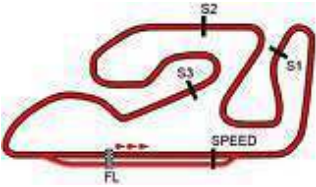
C.Timekeeper:

Hour: 16:49:53



CRONOCIRCUIT: crono@circuitricardotormo.com

Master Timing, Sport Timing Systems, cronometrajes.es - mastertiming.es by Eventronic www.eventronic.es 19FJAP63



Campeonato CIV de Velocidad

3 - 4 Octubre 2020

Laps: 12

Circuit de la C.Valenciana
Length: 4005 metros

Results

Carrera EASY RACE-C.BMW

Pos.	N.	Rider	Team	Motorcycle	Nat.	Laps	Time	Best Lap	iL	Gap	Interval	Speed	Pt.	Cat.
Categoría: BMW														
1	44	VALERA,Fco. Javier				12	20:16,155	01:39,871	3			140,4	25	BMW
2	7	RUIZ,Juan M.				12	20:53,147	01:41,348	11	00:36,992	00:36,992	136,8	20	BMW
3	110	GARCIA,J. Pablo				12	21:09,047	01:43,754	4	00:52,892	00:15,900	133,2	16	BMW
4	39	GONZALEZ,Raul S.				12	21:15,393	01:44,685	6	00:59,238	00:06,346	133,2	13	BMW
5	8	VALLMANYA,Benjamin				12	21:22,568	01:45,240	3	01:06,413	00:07,175	133,2	11	BMW
6	99	VIDRIE,Alberto				12	21:34,018	01:45,493	7	01:17,863	00:11,450	133,2	10	BMW
7	35	FLORIN,Gonzalo				12	21:50,456	01:46,169	9	01:34,301	00:16,438	129,6	9	BMW
8	21	DE DIEGO,Santiago				12	21:50,640	01:46,648	10	01:34,485	00:00,184	129,6	8	BMW
9	76	MENDOZA, José A.				11	20:29,662	01:48,199	5	-1 Lap	-1 Lap	126	7	BMW
10	96	GARCIA,Fernando				11	20:54,907	01:51,371	10	-1 Lap	00:25,245	126	6	BMW
Categoría: EAR														
1	38	PUELLES,Javier				12	20:27,210	01:39,870	2			140,4	25	EAR
2	183	NOVO,Borja				12	20:36,013	01:41,708	2	00:08,803	00:08,803	136,8	20	EAR
3	9	MONTERO,Aitor				12	20:45,623	01:42,662	8	00:18,413	00:09,610	136,8	16	EAR
4	17	FERNANDEZ,Juan J.				12	20:53,464	01:42,829	6	00:26,254	00:07,841	136,8	13	EAR
5	117	GRANDE,Javier				12	20:55,873	01:43,429	11	00:28,663	00:02,409	136,8	11	EAR
6	111	NOVOA,H				12	21:01,731	01:43,628	6	00:34,521	00:05,858	136,8	10	EAR
7	6	RAMIREZ,Juan A.				12	21:02,740	01:44,080	3	00:35,530	00:01,009	136,8	9	EAR
8	30	ALONSO,Manuel J.				12	21:16,327	01:44,194	10	00:49,117	00:13,587	133,2	8	EAR
9	88	BOSQUE,Gorka				12	21:16,536	01:44,975	3	00:49,326	00:00,209	133,2	7	EAR
10	56	MUÑOZ,Eduardo				12	21:17,191	01:44,428	12	00:49,981	00:00,655	133,2	6	EAR
11	55	ROMERO,Antonio S.				12	21:23,029	01:45,438	2	00:55,819	00:05,838	133,2	5	EAR
12	20	DE LA CRUZ,Alejandro				12	21:28,946	01:45,787	9	01:01,736	00:05,917	133,2	4	EAR
13	34	UTRILLA,Luis				12	21:35,191	01:46,453	8	01:07,981	00:06,245	133,2	3	EAR
14	24	RIOS,Jaime E.				12	21:39,647	01:45,523	9	01:12,437	00:04,456	129,6	2	EAR
15	78	GONZALEZ,Adolfo				12	21:50,452	01:45,987	3	01:23,242	00:10,805	129,6	1	EAR
16	65	ALVAREZ,Jesús				12	21:51,294	01:46,773	11	01:24,084	00:00,842	129,6		EAR
17	71	FRAILE,Javier				12	21:54,183	01:47,297	9	01:26,973	00:02,889	129,6		EAR
18	108	DIAZ, José A.				12	21:54,283	01:46,892	12	01:27,073	00:00,100	129,6		EAR
19	37	LEAL,Jesus				12	21:55,660	01:47,295	10	01:28,450	00:01,377	129,6		EAR
20	113	MEGIAS, José A.				12	22:02,140	01:47,476	4	01:34,930	00:06,480	129,6		EAR
21	43	MONTOYA,Antonio				12	22:02,741	01:47,603	8	01:35,531	00:00,601	129,6		EAR
22	10	DIEZ,D. José				11	20:32,531	01:48,236	7	-1 Lap	-1 Lap	126		EAR
23	53	TARIN,Jordi				11	20:42,917	01:46,502	11	-1 Lap	00:10,386	126		EAR
24	101	LUIS,Francisco				11	20:55,432	01:50,274	6	-1 Lap	00:12,515	126		EAR
DESCLASIFICADOS NO BANDERA														
.	19	GONZALEZ,Alvaro				10	17:50,883	01:44,514	6	-2 Lap	-1 Lap	133,2		EAR

Best Lap: Rider 38 - PUELLES,Javier - Time: 01:39,870 at 144,37 Km/h

Circuit de la C.Valenciana

Final Official

Provisional Official

Length: 4005

Hour: 16:15:00

JURY:

Hour:

C.of the Course:

Hour:

03/10/2020

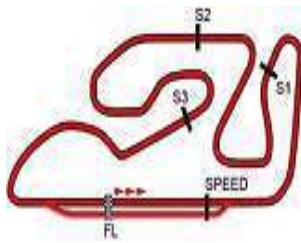
C.Timekeeper:

Hour: 16:56:14



CRONOCIRCUIT: crono@circuitricardotormo.com

Master Timing, Sport Timing Systems, cronometrajes.es - mastertiming.es by Eventronic www.eventronic.es 19FJAP63



Circuit de la C. Valenciana

Campeonato CIV de Velocidad

ANALYSIS / SECTORS Carrera EASY RACE-C.BMW

6		RAMIREZ, Juan A.					
		P.Vmax: 18				T. Ideal: 01:43,640	
Lap	Time	Sector 1	Sector 2	Sector 3	Sector 4	V.Max	Hour
1	FIRST LAP	00:30,849	00:27,975	00:24,734	00:27,830	188,37	16:18:05
2	01:45,536	00:23,931	00:28,144	00:25,422	00:28,039	251,16	16:19:51
3	01:44,080	00:23,952	00:27,716	00:24,672	00:27,740	232,26	16:21:35
4	01:44,337	00:23,791	00:27,697	00:25,018	00:27,831	250,19	16:23:19
5	01:44,588	00:23,821	00:28,090	00:24,894	00:27,783	250,19	16:25:04
6	01:44,824	00:24,023	00:27,787	00:24,736	00:28,278	251,16	16:26:49
7	01:45,956	00:25,249	00:27,933	00:24,985	00:27,789	251,16	16:28:35
8	01:44,395	00:23,738	00:27,769	00:24,874	00:28,014	250,19	16:30:19
9	01:44,374	00:23,907	00:27,790	00:24,866	00:27,811	250,19	16:32:03
10	01:44,810	00:23,857	00:27,771	00:25,086	00:28,096	251,16	16:33:48
11	01:44,334	00:23,888	00:27,860	00:24,960	00:27,626	249,23	16:35:33
12	01:44,118	00:23,645	00:27,825	00:24,989	00:27,659	249,23	16:37:17

7		RUIZ, Juan M.					
		P.Vmax: 9				T. Ideal: 01:41,344	
Lap	Time	Sector 1	Sector 2	Sector 3	Sector 4	V.Max	Hour
1	FIRST LAP	00:30,695	00:27,757	00:24,565	00:27,952	184,62	16:18:05
2	01:45,788	00:24,144	00:28,045	00:25,472	00:28,127	253,13	16:19:51
3	01:44,690	00:24,494	00:27,677	00:24,627	00:27,892	227,37	16:21:35
4	01:44,194	00:24,011	00:27,371	00:25,006	00:27,806	244,53	16:23:20
5	01:43,394	00:23,784	00:27,482	00:24,364	00:27,764	243,61	16:25:03
6	01:43,254	00:23,580	00:27,424	00:24,259	00:27,991	251,16	16:26:46
7	01:43,832	00:23,674	00:27,488	00:24,614	00:28,056	251,16	16:28:30
8	01:44,361	00:23,984	00:27,643	00:24,820	00:27,914	248,28	16:30:14
9	01:44,057	00:24,049	00:27,335	00:25,076	00:27,597	244,53	16:31:58
10	01:42,905	00:23,807	00:27,611	00:24,158	00:27,329	249,23	16:33:41
11	01:41,348	00:23,131	00:27,004	00:23,880	00:27,333	254,12	16:35:23
12	01:44,355	00:23,668	00:27,189	00:25,486	00:28,012	255,12	16:37:07

8		VALLMANYA, Benjamin					
		P.Vmax: 3				T. Ideal: 01:44,808	
Lap	Time	Sector 1	Sector 2	Sector 3	Sector 4	V.Max	Hour
1	FIRST LAP	00:33,385	00:29,974	00:26,012	00:28,593	175,61	16:18:12
2	01:45,477	00:24,045	00:28,238	00:25,046	00:28,148	253,13	16:19:57
3	01:45,240	00:23,985	00:28,029	00:25,405	00:27,821	262,35	16:21:43
4	01:45,714	00:24,407	00:28,001	00:25,226	00:28,080	258,17	16:23:28
5	01:45,369	00:24,331	00:27,956	00:25,184	00:27,898	260,24	16:25:14
6	01:45,945	00:24,732	00:27,994	00:25,141	00:28,078	250,19	16:27:00
7	01:46,002	00:24,491	00:28,126	00:25,326	00:28,059	241,79	16:28:46
8	01:46,948	00:24,548	00:28,658	00:25,640	00:28,102	233,09	16:30:33
9	01:46,184	00:24,466	00:28,174	00:25,188	00:28,356	255,12	16:32:19
10	01:45,599	00:24,399	00:28,124	00:25,114	00:27,962	254,12	16:34:04
11	01:46,007	00:24,134	00:28,365	00:25,309	00:28,199	262,35	16:35:50
12	01:46,119	00:24,399	00:28,164	00:25,386	00:28,170	256,13	16:37:37

9		MONTERO, Aitor					
		P.Vmax: 8				T. Ideal: 01:42,321	
Lap	Time	Sector 1	Sector 2	Sector 3	Sector 4	V.Max	Hour
1	FIRST LAP	00:29,980	00:27,752	00:24,663	00:27,771	189,47	16:18:04
2	01:43,709	00:24,016	00:27,432	00:24,523	00:27,738	250,19	16:19:48
3	01:42,838	00:23,396	00:27,382	00:24,459	00:27,601	254,12	16:21:31
4	01:42,830	00:23,527	00:27,383	00:24,442	00:27,478	254,12	16:23:13
5	01:43,280	00:23,529	00:27,692	00:24,516	00:27,543	256,13	16:24:57
6	01:42,808	00:23,326	00:27,433	00:24,407	00:27,642	255,12	16:26:40
7	01:42,784	00:23,330	00:27,393	00:24,539	00:27,522	256,13	16:28:22
8	01:42,662	00:23,405	00:27,349	00:24,317	00:27,591	256,13	16:30:05

9	01:43,054	00:23,387	00:27,380	00:24,532	00:27,755	256,13	16:31:48
10	01:44,381	00:23,695	00:27,376	00:24,545	00:28,765	251,16	16:33:32
11	01:43,111	00:23,696	00:27,340	00:24,177	00:27,898	246,39	16:35:16
12	01:44,000	00:23,565	00:27,400	00:24,670	00:28,365	255,12	16:37:00

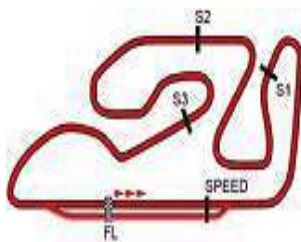
10		DIEZ, D. José					
		P.Vmax: 27				T. Ideal: 01:47,871	
Lap	Time	Sector 1	Sector 2	Sector 3	Sector 4	V.Max	Hour
1	FIRST LAP	00:39,032	00:29,973	00:26,972	00:29,658	168,75	16:18:20
2	01:50,948	00:25,598	00:29,988	00:26,042	00:29,320	227,37	16:20:11
3	01:49,894	00:25,166	00:29,049	00:26,316	00:29,363	225,00	16:22:00
4	01:48,752	00:25,025	00:28,933	00:25,636	00:29,158	228,98	16:23:49
5	01:49,019	00:24,944	00:28,893	00:25,611	00:29,571	228,17	16:25:38
6	01:50,475	00:25,008	00:30,401	00:25,708	00:29,358	227,37	16:27:29
7	01:48,236	00:24,802	00:28,726	00:25,185	00:29,523	228,17	16:29:17
8	01:52,498	00:24,895	00:31,759	00:26,200	00:29,644	228,98	16:31:09
9	01:50,900	00:25,121	00:29,342	00:26,395	00:30,042	226,57	16:33:00
10	01:52,918	00:24,941	00:30,567	00:27,414	00:29,996	225,78	16:34:53
11	01:53,256	00:25,473	00:31,032	00:26,578	00:30,173	225,00	16:36:46

17		FERNANDEZ, Juan J.					
		P.Vmax: 27				T. Ideal: 01:42,631	
Lap	Time	Sector 1	Sector 2	Sector 3	Sector 4	V.Max	Hour
1	FIRST LAP	00:31,125	00:28,013	00:24,524	00:28,365	168,31	16:18:06
2	01:44,428	00:23,856	00:27,571	00:24,610	00:28,391	227,37	16:19:50
3	01:43,497	00:23,756	00:27,511	00:24,216	00:28,014	225,00	16:21:34
4	01:43,280	00:23,773	00:27,492	00:24,300	00:27,715	225,00	16:23:17
5	01:43,808	00:24,025	00:27,877	00:24,197	00:27,709	228,98	16:25:01
6	01:42,829	00:23,672	00:27,440	00:24,040	00:27,677	226,57	16:26:44
7	01:43,196	00:23,544	00:27,474	00:24,326	00:27,852	227,37	16:28:27
8	01:44,137	00:24,145	00:27,621	00:24,457	00:27,914	225,78	16:30:11
9	01:43,344	00:23,868	00:27,433	00:24,331	00:27,712	225,78	16:31:54
10	01:43,510	00:23,783	00:27,463	00:24,490	00:27,774	226,57	16:33:38
11	01:43,603	00:23,823	00:27,370	00:24,539	00:27,871	226,57	16:35:22
12	01:45,805	00:24,030	00:27,574	00:25,587	00:28,614	227,37	16:37:07

19		GONZALEZ, Alvaro					
		P.Vmax: 17				T. Ideal: 01:44,416	
Lap	Time	Sector 1	Sector 2	Sector 3	Sector 4	V.Max	Hour
1	FIRST LAP	00:33,785	00:30,582	00:26,175	00:28,874	176,09	16:18:13
2	01:47,828	00:24,296	00:29,442	00:25,522	00:28,568	248,28	16:20:01
3	01:46,071	00:24,290	00:28,411	00:25,477	00:27,893	243,61	16:21:47
4	01:45,403	00:24,195	00:27,899	00:25,250	00:28,059	252,14	16:23:33
5	01:45,811	00:23,915	00:28,126	00:25,300	00:28,470	243,61	16:25:18
6	01:44,514	00:23,726	00:27,790	00:25,166	00:27,832	251,16	16:27:03
7	01:45,346	00:23,661	00:28,182	00:25,282	00:28,221	251,16	16:28:48
8	01:45,950	00:23,772	00:28,036	00:25,667	00:28,475	250,19	16:30:34
9	01:45,236	00:23,872	00:28,081	00:25,164	00:28,119	242,70	16:32:20
10	01:45,308	00:24,064	00:28,066	00:25,133	00:28,045	252,14	16:34:05

20		DE LA CRUZ, Alejandro					
		P.Vmax: 31				T. Ideal: 01:44,871	
Lap	Time	Sector 1	Sector 2	Sector 3	Sector 4	V.Max	Hour
1	FIRST LAP	00:32,944	00:29,654	00:25,707	00:29,044	185,14	16:18:11
2	01:47,020	00:24,429	00:28,420	00:25,345	00:28,826	227,37	16:19:58
3	01:47,264	00:25,086	00:28,402	00:25,022	00:28,754	227,37	16:21:46
4	01:46,575	00:24,571	00:28,427	00:24,984	00:28,593	228,17	16:23:32
5	01:47,151	00:24,079	00:28,514	00:25,595	00:28,963	226,57	16:25:19
6	01:45,862	00:24,721	00:28,321	00:24,430	00:28,390	226,57	16:27:05
7	01:46,591	00:24,487	00:28,161	00:25,301	00:28,642	225,00	16:28:52





Circuit de la C.Valenciana

Campeonato CIV de Velocidad

ANALYSIS / SECTORS Carrera EASY RACE-C.BMW

8	01:45,988	00:24,241	00:28,304	00:24,708	00:28,735	225,78	16:30:38
9	01:45,787	00:24,463	00:27,986	00:24,797	00:28,541	225,00	16:32:24
10	01:45,794	00:24,126	00:28,012	00:24,675	00:28,981	224,22	16:34:09
11	01:47,565	00:25,128	00:28,098	00:25,316	00:29,023	223,45	16:35:57
12	01:46,000	00:24,065	00:28,273	00:24,855	00:28,807	222,68	16:37:43

4	01:47,430	00:24,926	00:28,518	00:25,151	00:28,835	226,57	16:23:35
5	01:46,492	00:24,376	00:28,259	00:25,044	00:28,813	226,57	16:25:21
6	01:47,129	00:24,448	00:28,402	00:25,524	00:28,755	228,17	16:27:08
7	01:46,923	00:24,925	00:28,297	00:25,024	00:28,677	228,98	16:28:55
8	01:46,453	00:24,240	00:28,256	00:25,097	00:28,860	225,00	16:30:42
9	01:46,568	00:24,347	00:28,386	00:25,118	00:28,717	226,57	16:32:28
10	01:46,828	00:24,531	00:28,317	00:25,113	00:28,867	225,78	16:34:15
11	01:46,742	00:24,388	00:28,263	00:25,070	00:29,021	225,78	16:36:02
12	01:47,146	00:24,389	00:28,422	00:25,342	00:28,993	225,00	16:37:49

21 DE DIEGO,Santiago							
P.Vmax: 4 T. Ideal: 01:46,092							
Lap	Time	Sector 1	Sector 2	Sector 3	Sector 4	V.Max	Hour
1	FIRST LAP	00:34,434	00:31,042	00:26,594	00:28,612	173,26	16:18:15
2	01:49,003	00:24,942	00:28,982	00:26,250	00:28,829	260,24	16:20:04
3	01:48,174	00:24,518	00:29,040	00:26,177	00:28,439	255,12	16:21:52
4	01:51,429	00:24,722	00:29,254	00:27,738	00:29,715	252,14	16:23:43
5	01:49,593	00:25,609	00:29,307	00:25,833	00:28,844	219,66	16:25:33
6	01:47,185	00:24,313	00:28,694	00:25,661	00:28,517	253,13	16:27:20
7	01:47,635	00:24,230	00:28,747	00:25,606	00:29,052	249,23	16:29:08
8	01:47,001	00:24,021	00:28,817	00:25,685	00:28,478	253,13	16:30:55
9	01:46,882	00:23,840	00:28,742	00:25,702	00:28,598	256,13	16:32:42
10	01:46,648	00:24,191	00:28,207	00:25,659	00:28,591	257,14	16:34:28
11	01:48,358	00:24,368	00:28,888	00:26,101	00:29,001	250,19	16:36:17
12	01:48,050	00:24,936	00:28,668	00:25,734	00:28,712	240,89	16:38:05

35 FLORIN,Gonzalo							
P.Vmax: 13 T. Ideal: 01:45,774							
Lap	Time	Sector 1	Sector 2	Sector 3	Sector 4	V.Max	Hour
1	FIRST LAP	00:35,484	00:30,886	00:27,173	00:29,214	173,73	16:18:17
2	01:48,717	00:25,054	00:28,858	00:25,739	00:29,066	233,94	16:20:05
3	01:48,901	00:25,146	00:28,560	00:26,089	00:29,106	217,45	16:21:54
4	01:49,366	00:25,268	00:28,574	00:26,038	00:29,486	227,37	16:23:44
5	01:49,395	00:25,380	00:29,260	00:25,844	00:28,911	224,22	16:25:33
6	01:47,706	00:24,444	00:28,699	00:25,524	00:29,039	253,13	16:27:21
7	01:47,588	00:24,265	00:28,588	00:25,815	00:28,920	240,00	16:29:08
8	01:48,348	00:24,925	00:28,897	00:25,835	00:28,691	221,92	16:30:57
9	01:46,169	00:24,229	00:28,073	00:25,193	00:28,674	240,00	16:32:43
10	01:46,808	00:24,348	00:28,123	00:25,767	00:28,570	247,33	16:34:30
11	01:46,942	00:23,938	00:28,111	00:25,967	00:28,926	249,23	16:36:17
12	01:47,759	00:24,222	00:28,413	00:26,002	00:29,122	241,79	16:38:04

24 RIOS,Jaime E.							
P.Vmax: 13 T. Ideal: 01:45,180							
Lap	Time	Sector 1	Sector 2	Sector 3	Sector 4	V.Max	Hour
1	FIRST LAP	00:34,924	00:30,784	00:27,134	00:28,671	171,88	16:18:15
2	01:48,825	00:24,867	00:28,950	00:26,239	00:28,769	251,16	16:20:04
3	01:47,893	00:24,700	00:28,649	00:25,933	00:28,611	243,61	16:21:52
4	01:48,400	00:24,678	00:29,197	00:26,036	00:28,489	246,39	16:23:41
5	01:49,538	00:26,686	00:28,859	00:25,546	00:28,447	253,13	16:25:30
6	01:46,841	00:23,946	00:28,743	00:25,500	00:28,652	247,33	16:27:17
7	01:47,241	00:24,649	00:28,460	00:25,682	00:28,450	240,00	16:29:04
8	01:46,073	00:23,948	00:28,418	00:25,483	00:28,224	249,23	16:30:50
9	01:45,523	00:23,737	00:28,267	00:25,267	00:28,252	252,14	16:32:36
10	01:45,897	00:24,049	00:28,033	00:25,534	00:28,281	249,23	16:34:22
11	01:46,300	00:23,865	00:28,291	00:25,621	00:28,523	249,23	16:36:08
12	01:45,603	00:23,911	00:27,997	00:25,516	00:28,179	248,28	16:37:54

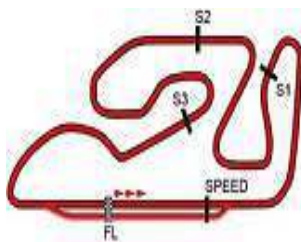
37 LEAL,Jesus							
P.Vmax: 33 T. Ideal: 01:47,223							
Lap	Time	Sector 1	Sector 2	Sector 3	Sector 4	V.Max	Hour
1	FIRST LAP	00:34,666	00:30,721	00:26,185	00:29,455	189,47	16:18:15
2	01:49,618	00:24,938	00:29,078	00:25,954	00:29,648	224,22	16:20:05
3	01:49,101	00:25,107	00:28,939	00:25,631	00:29,424	221,16	16:21:54
4	01:48,964	00:25,010	00:28,454	00:26,465	00:29,035	225,00	16:23:43
5	01:48,325	00:24,737	00:29,050	00:25,554	00:28,984	224,22	16:25:31
6	01:48,812	00:24,841	00:28,760	00:25,603	00:29,608	225,00	16:27:20
7	01:48,656	00:24,915	00:28,756	00:25,600	00:29,385	225,78	16:29:08
8	01:49,191	00:25,152	00:29,310	00:25,536	00:29,193	226,57	16:30:58
9	01:48,211	00:24,814	00:28,771	00:25,407	00:29,219	226,57	16:32:46
10	01:47,295	00:24,623	00:28,404	00:25,304	00:28,964	224,22	16:34:33
11	01:48,529	00:24,816	00:28,815	00:25,485	00:29,413	226,57	16:36:22
12	01:47,931	00:24,551	00:28,422	00:25,450	00:29,508	223,45	16:38:10

30 ALONSO,Manuel J.							
P.Vmax: 26 T. Ideal: 01:43,557							
Lap	Time	Sector 1	Sector 2	Sector 3	Sector 4	V.Max	Hour
1	FIRST LAP	00:32,575	00:29,501	00:25,279	00:29,033	184,62	16:18:10
2	01:45,757	00:24,209	00:27,981	00:25,079	00:28,488	225,78	16:19:56
3	01:46,777	00:24,306	00:28,530	00:25,427	00:28,514	229,79	16:21:43
4	01:46,336	00:24,491	00:28,164	00:25,157	00:28,524	227,37	16:23:29
5	01:45,362	00:24,242	00:27,964	00:24,615	00:28,541	228,17	16:25:15
6	01:46,181	00:24,147	00:28,205	00:24,800	00:29,029	228,17	16:27:01
7	01:45,858	00:24,313	00:27,911	00:24,773	00:28,861	227,37	16:28:47
8	01:45,226	00:24,056	00:28,085	00:24,584	00:28,501	227,37	16:30:32
9	01:45,641	00:24,294	00:28,005	00:24,993	00:28,349	226,57	16:32:17
10	01:44,194	00:23,949	00:27,554	00:24,229	00:28,462	223,45	16:34:02
11	01:44,248	00:23,706	00:27,869	00:24,605	00:28,068	228,98	16:35:46
12	01:44,359	00:23,756	00:27,640	00:24,508	00:28,455	228,17	16:37:30

38 PUELLES,Javier							
P.Vmax: 6 T. Ideal: 01:39,870							
Lap	Time	Sector 1	Sector 2	Sector 3	Sector 4	V.Max	Hour
1	FIRST LAP	00:27,832	00:26,817	00:23,623	00:27,336	187,83	16:18:00
2	01:39,870	00:22,910	00:26,497	00:23,571	00:26,892	254,12	16:19:39
3	01:41,125	00:23,098	00:27,128	00:23,874	00:27,025	256,13	16:21:21
4	01:41,592	00:23,045	00:26,958	00:24,159	00:27,430	255,12	16:23:02
5	01:42,588	00:23,499	00:27,975	00:23,965	00:27,149	255,12	16:24:45
6	01:41,469	00:22,958	00:27,341	00:23,788	00:27,382	255,12	16:26:26
7	01:41,662	00:23,196	00:27,071	00:23,938	00:27,457	254,12	16:28:08
8	01:41,978	00:23,202	00:27,225	00:23,983	00:27,568	253,13	16:29:50
9	01:41,845	00:22,956	00:27,138	00:24,166	00:27,585	258,17	16:31:32
10	01:42,445	00:23,262	00:27,609	00:24,488	00:27,086	256,13	16:33:14
11	01:43,156	00:23,779	00:27,455	00:24,125	00:27,797	254,12	16:34:57
12	01:43,872	00:23,383	00:27,667	00:24,580	00:28,242	257,14	16:36:41

34 UTRILLA,Luis							
P.Vmax: 27 T. Ideal: 01:46,118							
Lap	Time	Sector 1	Sector 2	Sector 3	Sector 4	V.Max	Hour
1	FIRST LAP	00:33,202	00:30,058	00:25,954	00:29,119	179,01	16:18:12
2	01:47,585	00:24,731	00:28,554	00:25,336	00:28,964	227,37	16:20:00
3	01:47,562	00:25,189	00:28,524	00:25,251	00:28,598	227,37	16:21:47





Circuit de la C.Valenciana

Campeonato CIV de Velocidad

ANALYSIS / SECTORS Carrera EASY RACE-C.BMW

Table for driver GONZALEZ, Raul S. (39) showing lap times and sector times. P.Vmax: 1, T. Ideal: 01:44,379. Best lap: 01:44,685.

Summary table for GONZALEZ, Raul S. showing lap 9 to 11 with times and V.Max.

Table for driver ROMERO, Antonio S. (55) showing lap times and sector times. P.Vmax: 11, T. Ideal: 01:44,989. Best lap: 01:45,438.

Table for driver MUÑOZ, Eduardo (56) showing lap times and sector times. P.Vmax: 25, T. Ideal: 01:44,356. Best lap: 01:47,603.

Table for driver MONTOYA, Antonio (43) showing lap times and sector times. P.Vmax: 27, T. Ideal: 01:47,212. Best lap: 01:47,603.

Table for driver ALVAREZ, Jesús (65) showing lap times and sector times. P.Vmax: 34, T. Ideal: 01:46,648. Best lap: 01:44,428.

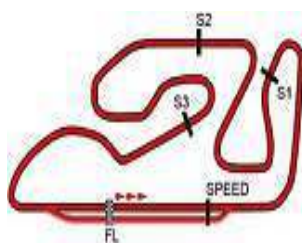
Table for driver VALERA, Fco. Javier (44) showing lap times and sector times. P.Vmax: 2, T. Ideal: 01:39,567. Best lap: 01:39,871.

Table for driver FRAILE, Javier (71) showing lap times and sector times. P.Vmax: 13, T. Ideal: 01:46,896. Best lap: 01:46,773.

Table for driver TARIN, Jordi (53) showing lap times and sector times. P.Vmax: 5, T. Ideal: 01:46,168. Best lap: 01:46,621.



CRONOCIRCUIT: crono@circuitricardotormo.com



Circuit de la C. Valenciana

Campeonato CIV de Velocidad

ANALYSIS / SECTORS Carrera EASY RACE-C.BMW

Table of driver results for lap 12, showing times for sectors 1-4 and overall V.Max and Hour.

76 MENDOZA, José A. P.Vmax: 9 T. Ideal: 01:47,927. Lap times and sector data for laps 1-11.

99 VIDRIE, Alberto P.Vmax: 20 T. Ideal: 01:45,359. Lap times and sector data for laps 1-12.

78 GONZALEZ, Adolfo P.Vmax: 18 T. Ideal: 01:45,829. Lap times and sector data for laps 1-12.

101 LUIS, Francisco P.Vmax: 35 T. Ideal: 01:49,662. Lap times and sector data for laps 1-11.

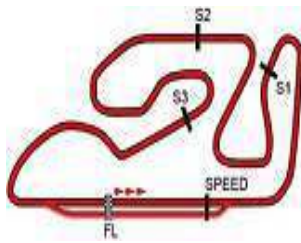
88 BOSQUE, Gorka P.Vmax: 13 T. Ideal: 01:44,320. Lap times and sector data for laps 1-12.

108 DIAZ, José A. P.Vmax: 11 T. Ideal: 01:46,611. Lap times and sector data for laps 1-12.

96 GARCIA, Fernando P.Vmax: 23 T. Ideal: 01:51,353. Lap times and sector data for laps 1-2.

110 GARCIA, J. Pablo P.Vmax: 6 T. Ideal: 01:43,587. Lap times and sector data for laps 1-2.





Circuit de la C.Valenciana

Campeonato CIV de Velocidad

ANALYSIS / SECTORS Carrera EASY RACE-C.BMW

1	FIRST LAP	00:31,337	00:28,582	00:24,629	00:27,569	183,05	16:18:06
2	01:45,609	00:24,161	00:27,982	00:24,925	00:28,541	244,53	16:19:52
3	01:44,960	00:24,288	00:27,885	00:24,588	00:28,199	247,33	16:21:37
4	01:43,754	00:23,868	00:27,755	00:24,492	00:27,639	249,23	16:23:20
5	01:45,434	00:23,889	00:28,475	00:25,033	00:28,037	249,23	16:25:06
6	01:46,182	00:25,916	00:27,845	00:24,750	00:27,671	254,12	16:26:52
7	01:44,842	00:23,831	00:27,907	00:25,277	00:27,827	253,13	16:28:37
8	01:44,502	00:23,771	00:27,935	00:24,805	00:27,991	253,13	16:30:21
9	01:44,447	00:23,923	00:27,948	00:24,633	00:27,943	258,17	16:32:06
10	01:45,351	00:24,059	00:28,376	00:24,783	00:28,133	252,14	16:33:51
11	01:45,988	00:23,799	00:27,975	00:25,493	00:28,721	248,28	16:35:37
12	01:45,861	00:24,445	00:27,892	00:25,065	00:28,459	253,13	16:37:23

12	01:44,007	00:23,729	00:27,859	00:24,602	00:27,817	240,89	16:37:10
----	-----------	-----------	-----------	-----------	-----------	--------	----------


183 NOVO,Borja							
P.Vmax: 24 T. Ideal: 01:41,605							
Lap	Time	Sector 1	Sector 2	Sector 3	Sector 4	V.Max	Hour
1	FIRST LAP	00:28,857	00:27,284	00:23,870	00:28,231	172,80	16:18:02
2	01:41,708	00:23,334	00:27,006	00:23,689	00:27,679	228,17	16:19:44
3	01:42,219	00:23,293	00:27,158	00:23,916	00:27,852	230,60	16:21:26
4	01:43,120	00:23,596	00:27,456	00:24,078	00:27,990	226,57	16:23:09
5	01:43,061	00:23,430	00:27,398	00:24,160	00:28,073	229,79	16:24:52
6	01:43,108	00:23,427	00:27,345	00:24,270	00:28,066	229,79	16:26:35
7	01:42,486	00:23,362	00:27,262	00:23,979	00:27,883	229,79	16:28:18
8	01:42,106	00:23,231	00:27,161	00:23,979	00:27,735	228,17	16:30:00
9	01:42,598	00:23,324	00:27,048	00:23,954	00:28,272	231,43	16:31:43
10	01:42,749	00:23,766	00:27,322	00:23,916	00:27,745	228,98	16:33:25
11	01:42,458	00:23,307	00:27,203	00:24,026	00:27,922	235,64	16:35:08
12	01:42,158	00:23,286	00:27,108	00:23,848	00:27,916	228,98	16:36:50

111 NOVOA,H							
P.Vmax: 21 T. Ideal: 01:43,217							
Lap	Time	Sector 1	Sector 2	Sector 3	Sector 4	V.Max	Hour
1	FIRST LAP	00:31,639	00:28,855	00:25,100	00:28,084	185,14	16:18:08
2	01:45,087	00:23,750	00:28,392	00:24,870	00:28,075	242,70	16:19:53
3	01:44,349	00:23,515	00:28,027	00:24,825	00:27,982	245,45	16:21:37
4	01:44,108	00:23,945	00:27,801	00:24,555	00:27,807	243,61	16:23:21
5	01:43,871	00:23,401	00:27,920	00:24,826	00:27,724	246,39	16:25:05
6	01:43,628	00:23,434	00:27,759	00:24,333	00:28,102	244,53	16:26:49
7	01:44,366	00:23,690	00:27,944	00:24,858	00:27,874	244,53	16:28:33
8	01:43,965	00:23,482	00:28,007	00:24,397	00:28,079	244,53	16:30:17
9	01:44,470	00:23,897	00:28,029	00:24,733	00:27,811	244,53	16:32:01
10	01:44,843	00:23,729	00:28,037	00:24,717	00:28,360	242,70	16:33:46
11	01:44,699	00:23,953	00:27,978	00:24,641	00:28,127	242,70	16:35:31
12	01:44,667	00:24,052	00:27,945	00:24,817	00:27,853	242,70	16:37:16

113 MEGIAS,José A.							
P.Vmax: 31 T. Ideal: 01:46,578							
Lap	Time	Sector 1	Sector 2	Sector 3	Sector 4	V.Max	Hour
1	FIRST LAP	00:36,037	00:31,146	00:27,728	00:30,589	184,09	16:18:19
2	01:53,380	00:25,504	00:30,227	00:27,433	00:30,216	225,00	16:20:13
3	01:49,972	00:25,909	00:29,234	00:25,146	00:29,683	221,16	16:22:03
4	01:47,476	00:24,741	00:28,614	00:25,251	00:28,870	219,66	16:23:50
5	01:48,329	00:24,447	00:28,564	00:25,718	00:29,600	227,37	16:25:39
6	01:49,274	00:25,463	00:29,034	00:25,116	00:29,661	228,17	16:27:28
7	01:47,850	00:24,620	00:28,380	00:25,435	00:29,415	223,45	16:29:16
8	01:47,714	00:24,648	00:28,197	00:25,560	00:29,309	224,22	16:31:03
9	01:47,977	00:24,629	00:28,210	00:25,285	00:29,853	225,00	16:32:51
10	01:47,680	00:24,705	00:28,276	00:25,064	00:29,635	221,92	16:34:39
11	01:48,486	00:25,472	00:28,478	00:25,155	00:29,381	223,45	16:36:28
12	01:48,502	00:24,811	00:28,714	00:25,219	00:29,758	221,16	16:38:16

117 GRANDE,Javier							
P.Vmax: 22 T. Ideal: 01:43,087							
Lap	Time	Sector 1	Sector 2	Sector 3	Sector 4	V.Max	Hour
1	FIRST LAP	00:29,559	00:27,845	00:24,462	00:28,268	183,57	16:18:04
2	01:44,768	00:24,763	00:27,992	00:24,394	00:27,619	243,61	16:19:49
3	01:44,162	00:23,574	00:27,715	00:24,648	00:28,225	243,61	16:21:33
4	01:43,723	00:23,548	00:27,632	00:24,500	00:28,043	240,89	16:23:17
5	01:44,559	00:24,184	00:28,262	00:24,433	00:27,680	240,89	16:25:01
6	01:44,237	00:23,957	00:27,789	00:24,604	00:27,887	244,53	16:26:46
7	01:44,146	00:23,666	00:27,743	00:24,831	00:27,906	240,89	16:28:30
8	01:44,469	00:24,043	00:27,876	00:24,646	00:27,904	239,11	16:30:14
9	01:44,081	00:23,702	00:27,882	00:24,684	00:27,813	241,79	16:31:58
10	01:44,158	00:23,822	00:27,864	00:24,712	00:27,760	240,89	16:33:42
11	01:43,429	00:23,503	00:27,732	00:24,333	00:27,861	243,61	16:35:26





Circuit de la C.Valenciana

3 - 4 Octubre 2020

Circuit de la C.Valenciana

Carrera EASY RACE-C.BMW

LISTADO DEL CUADRANTE

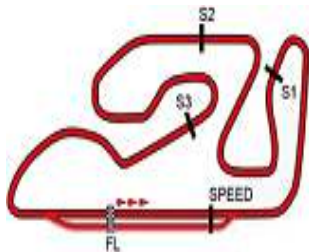
	V1	V2	V3	V4	V5	V6	V7	V8	V9	V10	V11	V12
44 - VALERA,Fco. Javier	38	38	38	38	44	44	44	44	44	44	44	44
38 - PUELLES,Javier	44	44	44	44	38	38	38	38	38	38	38	38
183 - NOVO,Borja	183	183	183	183	183	183	183	183	183	183	183	183
9 - MONTERO,Aitor	117	9	9	9	9	9	9	9	9	9	9	9
7 - RUIZ,Juan M.	9	117	117	117	17	17	17	17	17	17	17	7
17 - FERNANDEZ,Juan J.	7	17	17	17	117	117	117	117	117	7	7	17
117 - GRANDE,Javier	6	7	6	6	7	7	7	7	7	117	117	117
111 - NOVOA,H	17	6	7	7	6	111	111	111	111	111	111	111
6 - RAMIREZ,Juan A.	110	110	110	110	111	6	6	6	6	6	6	6
110 - GARCIA,J. Pablo	88	111	111	111	110	110	110	110	110	110	110	110
39 - GONZALEZ,Raul S.	111	88	88	88	88	88	88	88	88	88	39	39
30 - ALONSO,Manuel J.	39	39	39	39	39	39	39	39	39	39	88	30
88 - BOSQUE,Gorka	56	55	55	55	55	55	55	56	56	56	30	88
56 - MUÑOZ,Eduardo	55	56	56	56	56	56	56	55	55	30	56	56
8 - VALLMANYA,Benjamin	30	30	8	8	8	8	8	30	30	55	55	8
55 - ROMERO,Antonio S.	78	8	30	30	30	30	8	8	8	8	55	55
20 - DE LA CRUZ,Alejandro	20	78	78	78	19	19	19	19	19	19	20	20
99 - VIDRIE,Alberio	99	20	99	99	20	20	20	20	20	20	99	99
34 - UTRILLA,Luis	8	99	20	20	78	99	99	99	99	99	34	34
24 - RIOS,Jaime E.	34	34	19	19	99	78	34	34	34	34	24	24
78 - GONZALEZ,Adolfo	108	19	34	34	34	34	78	78	24	24	78	78
35 - FLORIN,Gonzalo	19	108	108	108	108	108	24	24	78	78	21	35
21 - DE DIEGO,Santiago	71	71	71	71	71	24	108	108	108	21	35	21
65 - ALVAREZ,Jesús	65	21	21	24	24	71	65	21	21	35	65	65
71 - FRAILE,Javier	21	65	24	65	65	53	71	65	65	65	71	71
108 - DIAZ,José A.	37	24	65	37	37	65	21	35	35	71	108	108
37 - LEAL,Jesus	24	37	37	21	53	37	35	71	71	108	37	37
113 - MEGIAS,José A.	53	53	53	53	21	21	37	37	37	37	113	113
43 - MONTOYA,Antonio	35	35	35	35	35	35	43	43	43	113	43	43
76 - MENDOZA,José A.	96	43	43	43	43	43	113	113	113	43	76	76
10 - DIEZ,D. José	43	10	10	10	10	113	10	10	10	10	10	10
53 - TARIN,Jordi	113	96	113	113	113	10	76	76	76	76	53	53
96 - GARCIA,Fernando	101	113	76	76	76	76	101	101	53	96	96	96
101 - LUIS,Francisco	10	76	96	96	101	101	96	96	53	96	101	101
- DESCLASIFICADOS NO BANDER	76	101	101	101	96	96	53	53	96	101	101	101
19 - GONZALEZ,Alvaro												

Presidente del Jurado

Director de Carrera

Cronometrador



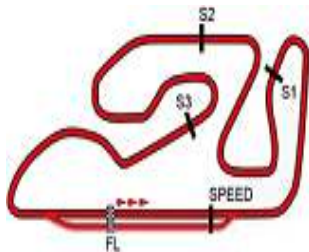


Circuit de la C.Valenciana
Campeonato CIV de Velocidad

Análisis por vuelta Carrera EASY RACE-C.BMW

Lap: 1			Lap: 2			Lap: 3			Lap: 4			Lap: 5			Lap: 6			Lap: 7					
Num	Tiempo	GAP	Num	Tiempo	GAP	Num	Tiempo	GAP	Num	Tiempo	GAP	Num	Tiempo	GAP	Num	Tiempo	GAP	Num	Tiempo	GAP			
38	FIRST LAP		38	01:39,870		38	01:41,125		38	01:41,549		38	01:41,549		38	01:40,375		38	01:41,469	1,859	38	01:41,662	3,029
44	FIRST LAP	1,954	44	01:40,574	2,658	44	01:39,871	1,404	44	01:42,588	0,765	44	01:42,588	0,765	44	01:41,469		44	01:41,662		44	01:41,662	
183	FIRST LAP	2,634	183	01:41,708	4,472	183	01:42,219	5,566	183	01:43,061	8,332	183	01:43,061	8,332	183	01:43,108	11,065	183	01:43,108		183	01:42,486	13,059
117	FIRST LAP	4,526	9	01:43,709	8,397	9	01:42,838	10,110	9	01:43,280	12,805	9	01:43,280	12,805	9	01:42,808	15,238	9	01:42,808		9	01:42,784	17,530
9	FIRST LAP	4,558	17	01:44,768	9,424	17	01:44,162	12,461	17	01:43,808	17,022	17	01:43,808	17,022	17	01:42,829	19,476	17	01:42,829		17	01:43,196	22,180
7	FIRST LAP	5,361	7	01:44,428	10,977	17	01:43,497	13,349	21	01:43,280	12,805	21	01:43,280	12,805	7	01:43,254	21,896	7	01:43,254		7	01:43,832	25,236
6	FIRST LAP	5,780	7	01:45,788	11,279	17	01:44,162	12,461	21	01:43,280	12,805	21	01:43,280	12,805	7	01:43,254	21,896	7	01:43,254		7	01:43,832	25,236
17	FIRST LAP	6,419	6	01:45,536	11,446	17	01:44,162	12,461	21	01:43,280	12,805	21	01:43,280	12,805	7	01:43,254	21,896	7	01:43,254		7	01:43,832	25,236
110	FIRST LAP	6,509	110	01:45,609	12,248	17	01:44,162	12,461	21	01:43,280	12,805	21	01:43,280	12,805	7	01:43,254	21,896	7	01:43,254		7	01:43,832	25,236
88	FIRST LAP	7,738	111	01:45,087	13,287	17	01:44,162	12,461	21	01:43,280	12,805	21	01:43,280	12,805	7	01:43,254	21,896	7	01:43,254		7	01:43,832	25,236
111	FIRST LAP	8,070	88	01:45,902	13,770	17	01:44,162	12,461	21	01:43,280	12,805	21	01:43,280	12,805	7	01:43,254	21,896	7	01:43,254		7	01:43,832	25,236
39	FIRST LAP	9,234	39	01:45,255	14,619	17	01:44,162	12,461	21	01:43,280	12,805	21	01:43,280	12,805	7	01:43,254	21,896	7	01:43,254		7	01:43,832	25,236
56	FIRST LAP	10,033	55	01:45,438	15,782	17	01:44,162	12,461	21	01:43,280	12,805	21	01:43,280	12,805	7	01:43,254	21,896	7	01:43,254		7	01:43,832	25,236
55	FIRST LAP	10,214	56	01:46,258	16,421	17	01:44,162	12,461	21	01:43,280	12,805	21	01:43,280	12,805	7	01:43,254	21,896	7	01:43,254		7	01:43,832	25,236
30	FIRST LAP	10,780	30	01:45,757	16,667	17	01:44,162	12,461	21	01:43,280	12,805	21	01:43,280	12,805	7	01:43,254	21,896	7	01:43,254		7	01:43,832	25,236
78	FIRST LAP	11,051	8	01:45,477	17,963	17	01:44,162	12,461	21	01:43,280	12,805	21	01:43,280	12,805	7	01:43,254	21,896	7	01:43,254		7	01:43,832	25,236
20	FIRST LAP	11,741	78	01:47,004	18,185	17	01:44,162	12,461	21	01:43,280	12,805	21	01:43,280	12,805	7	01:43,254	21,896	7	01:43,254		7	01:43,832	25,236
99	FIRST LAP	11,845	78	01:47,020	18,891	17	01:44,162	12,461	21	01:43,280	12,805	21	01:43,280	12,805	7	01:43,254	21,896	7	01:43,254		7	01:43,832	25,236
8	FIRST LAP	12,356	99	01:47,261	19,236	17	01:44,162	12,461	21	01:43,280	12,805	21	01:43,280	12,805	7	01:43,254	21,896	7	01:43,254		7	01:43,832	25,236
34	FIRST LAP	12,725				17	01:44,162	12,461	21	01:43,280	12,805	21	01:43,280	12,805	7	01:43,254	21,896	7	01:43,254		7	01:43,832	25,236
108	FIRST LAP	13,528				17	01:44,162	12,461	21	01:43,280	12,805	21	01:43,280	12,805	7	01:43,254	21,896	7	01:43,254		7	01:43,832	25,236
19	FIRST LAP	13,808				17	01:44,162	12,461	21	01:43,280	12,805	21	01:43,280	12,805	7	01:43,254	21,896	7	01:43,254		7	01:43,832	25,236
71	FIRST LAP	14,502				17	01:44,162	12,461	21	01:43,280	12,805	21	01:43,280	12,805	7	01:43,254	21,896	7	01:43,254		7	01:43,832	25,236
65	FIRST LAP	14,575				17	01:44,162	12,461	21	01:43,280	12,805	21	01:43,280	12,805	7	01:43,254	21,896	7	01:43,254		7	01:43,832	25,236
21	FIRST LAP	15,074				17	01:44,162	12,461	21	01:43,280	12,805	21	01:43,280	12,805	7	01:43,254	21,896	7	01:43,254		7	01:43,832	25,236
37	FIRST LAP	15,419				17	01:44,162	12,461	21	01:43,280	12,805	21	01:43,280	12,805	7	01:43,254	21,896	7	01:43,254		7	01:43,832	25,236
24	FIRST LAP	15,905				17	01:44,162	12,461	21	01:43,280	12,805	21	01:43,280	12,805	7	01:43,254	21,896	7	01:43,254		7	01:43,832	25,236
53	FIRST LAP	16,528				17	01:44,162	12,461	21	01:43,280	12,805	21	01:43,280	12,805	7	01:43,254	21,896	7	01:43,254		7	01:43,832	25,236
35	FIRST LAP	17,149				17	01:44,162	12,461	21	01:43,280	12,805	21	01:43,280	12,805	7	01:43,254	21,896	7	01:43,254		7	01:43,832	25,236
96	FIRST LAP	19,347				17	01:44,162	12,461	21	01:43,280	12,805	21	01:43,280	12,805	7	01:43,254	21,896	7	01:43,254		7	01:43,832	25,236
43	FIRST LAP	19,512				17	01:44,162	12,461	21	01:43,280	12,805	21	01:43,280	12,805	7	01:43,254	21,896	7	01:43,254		7	01:43,832	25,236
113	FIRST LAP	19,892				17	01:44,162	12,461	21	01:43,280	12,805	21	01:43,280	12,805	7	01:43,254	21,896	7	01:43,254		7	01:43,832	25,236
101	FIRST LAP	20,007				17	01:44,162	12,461	21	01:43,280	12,805	21	01:43,280	12,805	7	01:43,254	21,896	7	01:43,254		7	01:43,832	25,236
10	FIRST LAP	20,027				17	01:44,162	12,461	21	01:43,280	12,805	21	01:43,280	12,805	7	01:43,254	21,896	7	01:43,254		7	01:43,832	25,236
76	FIRST LAP	20,500				17	01:44,162	12,461	21	01:43,280	12,805	21	01:43,280	12,805	7	01:43,254	21,896	7	01:43,254		7	01:43,832	25,236





Circuit de la C.Valenciana
Campeonato CIV de Velocidad

Análisis por vuelta Carrera EASY RACE-C.BMW

Num	Tiempo	GAP	Num	Tiempo	GAP	Num	Tiempo	GAP	Num	Tiempo	GAP
110	01:44,842	32,013	76	01:49,774	01:26,8	8	01:45,599	57,722	53	01:46,502	26,762
88	01:45,860	35,867	101	01:50,830	01:37,6	19	01:45,308	58,163	9	01:44,000	29,468
39	01:47,269	37,671	Lap: 9			20	01:45,794	01:02,6	7	01:44,355	36,992
55	01:46,315	40,268	Num	Tiempo	GAP	99	01:46,740	01:06,9	17	01:45,805	37,309
56	01:46,071	40,487	44	01:40,568		34	01:46,828	01:08,5	96	01:52,417	38,752
8	01:46,002	40,826	38	01:41,845	5,909	24	01:45,897	01:15,0	101	01:51,505	39,277
30	01:45,858	41,774	96	01:53,107	7,125	78	01:49,493	01:19,2	117	01:44,007	39,718
19	01:45,346	43,504	53	01:52,421	7,996	21	01:46,648	01:21,5	111	01:44,667	45,576
20	01:46,591	46,927	183	01:42,598	16,820	35	01:46,808	01:23,0	6	01:44,118	46,585
99	01:45,493	48,484	9	01:43,054	22,303	65	01:47,864	01:24,0	110	01:45,861	52,892
34	01:46,923	50,569	17	01:43,344	28,718	71	01:47,304	01:25,5	39	01:45,335	59,238
78	01:50,487	53,567	117	01:44,081	32,451	108	01:50,904	01:25,6	30	01:44,359	01:00,1
24	01:47,241	59,366	7	01:44,057	32,711	37	01:47,295	01:26,4	88	01:46,134	01:00,3
108	01:47,853	59,919	111	01:44,470	35,694	113	01:47,680	01:32,4	56	01:44,428	01:01,0
65	01:48,549	01:02,7	6	01:44,374	37,650	43	01:47,994	01:32,5	8	01:46,119	01:06,4
71	01:49,272	01:02,8	110	01:44,447	40,019	Lap: 11			55	01:46,655	01:06,8
21	01:47,635	01:02,8	88	01:45,593	46,050	Num	Tiempo	GAP	20	01:46,000	01:12,7
35	01:47,588	01:03,5	39	01:45,468	47,422	44	01:41,546		99	01:46,573	01:17,8
37	01:48,656	01:03,6	56	01:45,472	50,196	10	01:52,918	5,009	34	01:47,146	01:19,0
43	01:47,636	01:10,1	55	01:45,750	51,695	76	01:51,916	5,314	24	01:45,603	01:23,4
113	01:47,850	01:10,8	30	01:45,641	51,698	38	01:43,156	9,072	78	01:49,009	01:34,2
10	01:48,236	01:12,0	8	01:46,184	53,015	183	01:42,458	19,589	35	01:47,759	01:34,3
76	01:49,598	01:17,4	19	01:45,236	53,747	53	01:48,189	22,149	21	01:48,050	01:34,4
101	01:50,356	01:27,1	20	01:45,787	57,759	9	01:43,111	27,357	65	01:47,729	01:35,1
96	01:53,187	01:34,9	99	01:46,928	01:01,0	96	01:51,371	28,224	71	01:48,041	01:38,0
53	02:22,404	01:36,5	34	01:46,568	01:02,6	101	01:58,157	29,661	108	01:46,892	01:38,1
Lap: 8			24	01:45,523	01:10,0	17	01:43,603	33,393	37	01:47,931	01:39,5
Num	Tiempo	GAP	78	01:49,094	01:10,6	7	01:41,348	34,526	113	01:48,502	01:45,9
44	01:40,375		108	01:48,481	01:15,6	117	01:43,429	37,600	43	01:47,960	01:46,5
38	01:41,978	4,632	21	01:46,882	01:15,7	111	01:44,699	42,798			
183	01:42,106	14,790	65	01:47,298	01:17,1	6	01:44,334	44,356			
9	01:42,662	19,817	35	01:46,169	01:17,1	110	01:45,988	48,920			
17	01:44,137	25,942	71	01:47,297	01:19,1	39	01:45,079	55,792			
117	01:44,469	28,938	37	01:48,211	01:20,0	88	01:46,699	56,136			
7	01:44,361	29,222	43	01:48,575	01:25,4	30	01:44,248	57,702			
111	01:43,965	31,792	113	01:47,977	01:25,6	56	01:45,264	58,497			
6	01:44,395	33,844	10	01:50,900	01:34,5	55	01:46,339	01:02,1			
110	01:44,502	36,140	76	01:49,595	01:35,8	8	01:46,007	01:02,1			
88	01:45,533	41,025	Lap: 10			20	01:47,565	01:08,6			
39	01:45,226	42,522	Num	Tiempo	GAP	99	01:47,787	01:13,1			
56	01:45,180	45,292	44	01:40,892		34	01:46,742	01:13,7			
55	01:46,620	46,513	38	01:42,445	7,462	24	01:46,300	01:19,7			
30	01:45,226	46,625	101	01:56,877	13,050	78	01:49,441	01:27,1			
8	01:46,948	47,399	53	01:48,402	15,506	21	01:48,358	01:28,3			
19	01:45,950	49,079	96	01:52,166	18,399	35	01:46,942	01:28,4			
20	01:45,988	52,540	183	01:42,749	18,677	65	01:46,773	01:29,2			
99	01:46,621	54,730	9	01:44,381	25,792	71	01:47,874	01:31,8			
34	01:46,453	56,647	17	01:43,510	31,336	108	01:49,052	01:33,1			
78	01:48,963	01:02,1	7	01:42,905	34,724	37	01:48,529	01:33,4			
24	01:46,073	01:05,0	117	01:44,158	35,717	113	01:48,486	01:39,3			
108	01:48,150	01:07,6	111	01:44,843	39,645	43	01:49,539	01:40,5			
21	01:47,001	01:09,4	6	01:44,810	41,568	Lap: 12					
65	01:47,946	01:10,3	110	01:45,351	44,478	Num	Tiempo	GAP			
35	01:48,348	01:11,5	88	01:45,825	50,983	44	01:41,889				
71	01:49,975	01:12,4	39	01:45,729	52,259	38	01:43,872	11,055			
37	01:49,191	01:12,4	56	01:45,475	54,779	76	01:50,082	13,507			
43	01:47,603	01:17,4	30	01:44,194	55,000	10	01:53,256	16,376			
113	01:47,714	01:18,2	55	01:46,512	57,315	183	01:42,158	19,858			
10	01:52,498	01:24,1									

