



OPEN EASY RACE NAVARRA 2020

OPEN EASY RACE

SUPERPOLE 1

Clasificación


Nº Piloto	Nac	Equipo	Moto	Neum. Cl.	Tiempo	Vlt.	Total	Dif.	Km/h
1 111	Herve	NOVOA GUTIER		PIRELLI SBK	1:49.278	5	5	-	129.6
2 117	Javier	GRANDE HERNANDEZ		METZELE SBK	1:49.314	5	5	+0.036	129.5
3 85	Jorge	GALVEZ PEREZ		PIRELLI SBK	1:50.488	5	5	+1.210	128.1
4 88	Gorka	BOSQUE UGARTECHE/		PIRELLI SBK	1:50.627	4	6	+1.349	128.0
5 6	Juan Antonio	RAMIREZ MART		BRIDGES SBK	1:50.746	4	5	+1.468	127.8
6 8	Benjami	VALLMANYA CUCUR		DUNLOP SBK	1:51.016	6	6	+1.738	127.5
7 39	Raul	GONZALEZ RUIZ		DUNLOP SBK	1:51.142	6	6	+1.864	127.4
8 56	Eduardo	MUÑOZ ZAMORA		SSP	1:51.343	8	8	+2.065	127.2
9 19	Alvaro	GONZALEZ PEREZ		DUNLOP SBK	1:51.371	4	5	+2.093	127.1
10 110	Dei Jose	DIEZ DURAN		SSP	1:51.630	4	7	+2.352	126.8
11 22	Angel	FLORES RUIZ		DUNLOP SSP	1:51.702	4	5	+2.424	126.8
12 78	Adolfo	GONZALEZ VICENTE		DUNLOP SBK	1:51.889	4	5	+2.611	126.5
13 13	Jose Antonio	MEJIAS PLATA		PIRELLI SSP	1:52.070	4	4	+2.792	126.3
14 71	Javier	FRAILE GONZALEZ		PIRELLI SBK	1:52.290	4	5	+3.012	126.1
15 37	Jesus	LEAL VIÑAS		DUNLOP SSP	1:52.739	5	5	+3.461	125.6
No clasificados									
5	Guillermo	SOTO RODRIGUEZ		BRIDGES SSP	1:52.938	3	8		125.4
10	Miguel	SARABIA BARRIO		MICHELIN SSP	1:54.428	4	7		123.7
108	Jose Antonio	DIAZ RUIZ		SBK	1:54.924	6	6		123.2
35	Pelayo	VILLAMUEVA SANCHE		DUNLOP SSP	1:55.715	8	8		122.4
65	Jesus	ALVAREZ CALLEJA		PIRELLI SSP	1:56.793	8	9		121.2
9	Aitor	MONTERO MARTINEZ		MICHELIN SBK					
34	Luis	UTRILLA REYES		MICHELIN SSP					
38	Javier	PUELLES GUADAÑO		DUNLOP SBK					
40	Francisco	QUINTANA FERNAN		DUNLOP SBK					
76	Enrique	VELA ALVAREZ		METZELE SBK					

Vuelta rápida: Vlt. 5 Herve NOVOA GUTIER 1:49.278 129.6 Km/h

Hora de publicación:

Estado de pista: **SECO**

Director de Carrera:	Jefe de Cronometraje:
----------------------	-----------------------



OPEN EASY RACE NAVARRA 2020

OPEN EASY RACE SUPERPOLE 1

Vuelta a vuelta


— Vuelta invalidada

■ Mejor Personal

■ Mejor de la sesión

■ Cruzando por el pit lane

Vlt.	Tiempo	Sector 1	Sector 2	Sector 3	V.Max	T. Sesión	Vlt.	Tiempo	Sector 1	Sector 2	Sector 3	V.Max	T. Sesión	
5 Guillermo SOTO RODRIGUEZ							1	3:13.539	1:49.240	41.799	42.500	161.7	3:13.539	
							2	1:54.736	31.464	41.676	41.596	208.5	5:08.275	
							3	1:51.756	29.538	40.008	42.210	236.8	7:00.031	
							4	1:51.702	29.577	40.410	41.715	233.8	8:51.733	
							5	1:51.952	29.926	40.530	41.496	225.0	10:43.685	
35 Pelayo VILLAMUEVA SANCHEZ							1	3:13.031	1:45.224	43.948	43.859	148.8	3:13.031	
							2	1:58.740	32.092	43.342	43.306	221.8	5:11.771	
							3	1:58.135	32.009	42.515	43.611	216.9	7:09.906	
							4	1:57.046	31.513	42.376	43.157	225.0	9:06.952	
							5	1:56.378	31.640	41.868	42.870	222.2	11:03.330	
							6	1:58.049	32.403	42.518	43.128	201.9	13:01.379	
							7	1:56.002	31.304	41.910	42.788	226.9	14:57.381	
							8	1:55.715	31.328	41.708	42.679	231.8	16:53.096	
37 Jesus LEAL VIÑAS							1	3:41.525	2:12.693			150.6	3:41.525	
							2	1:53.805	30.398			229.3	5:35.330	
							3	1:53.771	30.722			228.3	7:29.101	
							4	1:53.325	30.551			228.8	9:22.426	
							5	1:52.739	30.491			227.8	11:15.165	
39 Raul GONZALEZ RUIZ							1	3:03.777	1:37.261	44.099	42.417	141.4	3:03.777	
							2	1:53.579	31.031	41.456	41.092	225.0	4:57.356	
							3	1:53.451	31.012	41.630	40.809	218.2	6:50.807	
							4	1:52.021	30.242	41.339	40.440	225.5	8:42.828	
							5	1:51.933	30.173	41.092	40.668	228.8	10:34.761	
							6	1:51.142	30.027	40.735	40.380	233.8	12:25.903	
56 Eduardo MUÑOZ ZAMORA							1	2:52.278	1:26.688	43.462	42.128	159.1	2:52.278	
							2	1:52.228	30.295	40.556	41.377	233.3	4:44.506	
							3	1:51.876	30.170	40.583	41.123	232.8	6:36.382	
							4	1:51.806	30.065	40.614	41.127	231.3	8:28.188	
							5	3:11.465B	31.223	45.871	1:54.371	232.3	11:39.653	
							6	2:08.411	44.661	41.739	42.011	127.8	13:48.064	
							7	1:51.390	30.043	40.204	41.143	235.3	15:39.454	
							8	1:51.343	29.945	40.315	41.083	230.8	17:30.797	
65 Jesus ALVAREZ CALLEJA							1	2:58.567	1:31.752			165.1	2:58.567	
							2	1:57.517	32.086			209.7	4:56.084	
							3	1:59.358	32.484			202.6	6:55.442	
							4	1:57.586	31.986			203.4	8:53.028	
							5	1:57.669	32.186			212.6	10:50.697	
							6	1:57.470	31.681			206.5	12:48.167	
							7	1:57.248	31.568			204.9	14:45.415	
							8	1:56.793	31.616			203.8	16:42.208	
							9	1:57.574	31.807			198.5	18:39.782	
6 Juan Antonio RAMIREZ MARTIN							1	3:52.049	2:26.124	43.770	42.155	144.8	3:52.049	
							2	1:52.571	30.259	41.297	41.015	236.3	5:44.620	
							3	1:52.849	30.037	41.379	41.433	237.9	7:37.469	
							4	1:50.746	29.846	40.507	40.393	236.3	9:28.215	
							5	1:52.222	29.708	41.210	41.304	247.7	11:20.437	
8 Benjami VALLMANYA CUCURULL							1	3:04.311	1:38.116	43.803	42.392	152.1	3:04.311	
							2	1:53.726	31.222	41.407	41.097	216.9	4:58.037	
							3	1:53.606	31.180	41.360	41.066	207.7	6:51.643	
							4	1:51.910	30.329	40.969	40.612	214.7	8:43.553	
							5	1:52.584	30.680	41.342	40.562	210.1	10:36.137	
							6	1:51.016	30.185	40.287	40.544	218.6	12:27.153	
10 Miguel SARABIA BARRIO							1	3:47.718	2:20.266			136.9	3:47.718	
							2	1:55.331	31.238			225.5	5:43.049	
							3	1:54.811	30.562			219.1	7:37.860	
							4	1:54.428	30.700	41.892	41.836	219.5	9:32.288	
							5	3:29.663B	30.847	42.899	2:15.917	225.0	13:01.951	
							6	2:09.150	43.788			114.3	15:11.101	
							7	1:55.417	31.256			225.0	17:06.518	
13 Jose Antonio MEJIAS PLATA							1	5:13.567	3:38.349	51.784	43.434	94.3	5:13.567	
							2	1:55.631	31.548	41.865	42.218	216.0	7:09.198	
							3	1:52.104	30.528	40.348	41.228	217.7	9:01.302	
							4	1:52.070	30.537	40.481	41.052	211.4	10:53.372	
19 Alvaro GONZALEZ PEREZ							1	3:52.627	2:27.386			158.4	3:52.627	
							2	1:52.650	30.645			225.0	5:45.277	
							3	1:52.608	30.524			213.4	7:37.885	
							4	1:51.371	30.259			217.7	9:29.256	
							5	1:52.195	30.693			200.7	11:21.451	
22 Angel FLORES RUIZ														



OPEN EASY RACE NAVARRA 2020

OPEN EASY RACE SUPERPOLE 1

Vuelta a vuelta


— Vuelta invalidada

■ Mejor Personal

■ Mejor de la sesión

B Cruzando por el pit lane

Vlt.	Tiempo	Sector 1	Sector 2	Sector 3	V.Max	T. Sesión	Vlt.	Tiempo	Sector 1	Sector 2	Sector 3	V.Max	T. Sesión
71 Javier FRAILE GONZALEZ							2	1:51.176	29.559			247.7	5:41.263
1	3:04.650	1:38.451			166.4	3:04.650	3	1:50.297	29.370			251.7	7:31.560
2	1:53.990	31.052			210.1	4:58.640	4	1:50.381	29.058			245.5	9:21.941
3	1:55.258	30.835			212.2	6:53.898	5	1:49.278	29.012			254.1	11:11.219
4	1:52.290	31.092			197.8	8:46.188							
5	1:54.137	31.427			201.5	10:40.325							
78 Adolfo GONZALEZ VICENTE							1	3:10.347	1:42.549			166.2	3:10.347
1	3:51.100	2:25.026	44.113	41.961	137.8	3:51.100	2	1:49.393	29.426			240.5	4:59.740
2	1:52.566	30.325	41.197	41.044	218.2	5:43.666	3	1:59.374	33.881			235.8	6:59.114
3	1:51.898	30.507	40.644	40.747	213.9	7:35.564	4	1:49.860	29.681			236.8	8:48.974
4	1:51.889	30.139	40.383	41.367	221.8	9:27.453	5	1:49.314	29.652			239.5	10:38.288
5	1:52.500	29.894	41.121	41.485	225.9	11:19.953							
85 Jorge GALVEZ PEREZ							1	2:54.412	1:25.961	46.022	42.429	142.5	2:54.412
1	2:54.412	1:25.961	46.022	42.429	142.5	2:54.412	2	1:51.908	30.419	40.911	40.578	223.1	4:46.320
2	1:51.908	30.419	40.911	40.578	223.1	4:46.320	3	1:50.604	30.309	40.197	40.098	213.0	6:36.924
3	1:50.604	30.309	40.197	40.098	213.0	6:36.924	4	1:51.224	30.190			216.4	8:28.148
4	1:51.224	30.190			216.4	8:28.148	5	1:50.488	30.055	40.217	40.216	218.6	10:18.636
5	1:50.488	30.055	40.217	40.216	218.6	10:18.636							
88 Gorka BOSQUE UGARTECHEA							1	3:51.052	2:24.338			145.2	3:51.052
1	3:51.052	2:24.338			145.2	3:51.052	2	1:52.278	29.792			251.7	5:43.330
2	1:52.278	29.792			251.7	5:43.330	3	1:51.966	29.834			237.4	7:35.296
3	1:51.966	29.834			237.4	7:35.296	4	1:50.627	29.182			255.9	9:25.923
4	1:50.627	29.182			255.9	9:25.923	5	1:53.902	30.327			231.8	11:19.825
5	1:53.902	30.327			231.8	11:19.825	6	1:51.203	29.432			256.5	13:11.028
6	1:51.203	29.432			256.5	13:11.028							
108 Jose Antonio DIAZ RUIZ							1	3:19.883	1:50.856	44.871	44.156	133.5	3:19.883
1	3:19.883	1:50.856	44.871	44.156	133.5	3:19.883	2	1:57.328	31.515	43.783	42.030	203.4	5:17.211
2	1:57.328	31.515	43.783	42.030	203.4	5:17.211	3	1:55.631	31.536	42.120	41.975	207.3	7:12.842
3	1:55.631	31.536	42.120	41.975	207.3	7:12.842	4	1:55.356	31.396	41.831	42.129	211.8	9:08.198
4	1:55.356	31.396	41.831	42.129	211.8	9:08.198	5	1:55.105	31.237	42.017	41.851	201.5	11:03.303
5	1:55.105	31.237	42.017	41.851	201.5	11:03.303	6	1:54.924	31.517	41.878	41.529	198.9	12:58.227
6	1:54.924	31.517	41.878	41.529	198.9	12:58.227							
110 Dei Jose DIEZ DURAN							1	5:14.453	3:48.496	42.844	43.113	48.7	5:14.453
1	5:14.453	3:48.496	42.844	43.113	48.7	5:14.453	2	1:55.633	30.982	41.991	42.660	237.9	7:10.086
2	1:55.633	30.982	41.991	42.660	237.9	7:10.086	3	1:53.973	31.336	41.154	41.483	225.5	9:04.059
3	1:53.973	31.336	41.154	41.483	225.5	9:04.059	4	1:51.630	29.920	40.644	41.066	236.3	10:55.689
4	1:51.630	29.920	40.644	41.066	236.3	10:55.689	5	1:52.850	29.924	41.685	41.241	237.9	12:48.539
5	1:52.850	29.924	41.685	41.241	237.9	12:48.539	6	3:22.078 B	31.598	41.758	2:08.722	216.9	16:10.617
6	3:22.078 B	31.598	41.758	2:08.722	216.9	16:10.617	7	2:05.198	41.798	41.282	42.118	155.2	18:15.815
7	2:05.198	41.798	41.282	42.118	155.2	18:15.815							
111 Herve NOVOA GUTIER							1	3:50.087	2:24.045			123.7	3:50.087
1	3:50.087	2:24.045			123.7	3:50.087							



OPEN EASY RACE NAVARRA 2020

OPEN EASY RACE SUPERPOLE 2

Vuelta a vuelta

— Vuelta invalidada

■ Mejor Personal

■ Mejor de la sesión

B Cruzando por el pit lane

Vlt.	Tiempo	Sector 1	Sector 2	Sector 3	V.Max	T. Sesión	Vlt.	Tiempo	Sector 1	Sector 2	Sector 3	V.Max	T. Sesión
6	Juan Antonio RAMIREZ MARTIN						2	1:50.453	30.037	40.018	40.398	227.4	4:33.946
	1	3:16.161	1:53.820	40.766	41.575	180.6	3:16.161						
	2	1:50.840	29.868	40.227	40.745	233.3	5:07.001						
	3	1:50.527	29.690	40.314	40.523	234.3	6:57.528						
8	Benjami VALLMANYA CUCURULL						1	3:46.924	2:23.934	41.876	41.114	166.7	3:46.924
	2	1:52.883	30.583	41.167	41.133	220.4	5:58.657			40.049	233.3	5:37.074	
	3	1:49.386	29.576	40.178	39.632	225.9	7:26.460						
19	Alvaro GONZALEZ PEREZ						1	3:48.301	2:23.159			178.8	3:48.301
	2	1:49.852	29.192			257.1	5:38.153						
110	Dei Jose DIEZ DURAN						1	4:04.441			3:46.168		4:04.441
	2	2:05.262	42.090	41.062	42.110	159.1	6:09.703						
	3	1:52.602	29.990	40.655	41.957	236.8	8:02.305						
111	Herve NOVOA GUTIER						1	3:39.026	2:15.144			184.9	3:39.026
	2	1:49.382	29.330			246.0	5:28.408						
	3	1:48.944	28.854			253.5	7:17.352						
117	Javier GRANDE HERNANDEZ						1	3:29.862	2:01.783			173.6	3:29.862
	2	1:49.292	29.259			240.5	5:19.154						
	3	1:49.297	29.207			243.8	7:08.451						
40	Francisco QUINTANA FERNANDEZ						1	3:12.896	1:51.021	41.063	40.812	147.3	3:12.896
	2	1:49.783	29.552	39.945	40.286	235.8	5:02.679						
	3	1:51.065	29.806	40.147	41.112	220.9	6:53.744						
56	Eduardo MUÑOZ ZAMORA						1	4:38.724	3:16.594	40.947	41.183	169.3	4:38.724
	2	1:50.217	29.398	39.920	40.899	235.8	6:28.941						
	3	1:51.439	29.791	40.428	41.220	236.8	8:20.380						
71	Javier FRAILE GONZALEZ						1	5:00.234	3:36.082			153.2	5:00.234
	2	1:54.948	30.972			208.1	6:55.182						
76	Enrique VELA ALVAREZ						1	6:36.490	5:11.540	43.240	41.710	150.2	6:36.490
	2	1:52.389	30.462	40.695	41.232	225.0	8:28.879						
78	Adolfo GONZALEZ VICENTE						1	2:43.493	1:12.838	45.719	44.936	165.9	2:43.493



CIRCUITO DE NAVARRA 3.933 m.

OPEN EASY RACE NAVARRA 2020

OPEN EASY RACE

SUPERPOLE 2

Clasificación

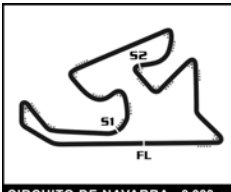
Nº	Piloto	Nac	Equipo	Moto	Neum.	Cl.	Tiempo	Vlt.	Total	Dif.	Km/h
1	111	Herve	NOVOA GUTIER		PIRELLI	SBK	1:48.944	3	3	-	130.0
2	117	Javier	GRANDE HERNANDEZ		METZELE	SBK	1:49.292	2	3	+0.348	129.6
3	85	Jorge	GALVEZ PEREZ		PIRELLI	SBK	1:49.386	3	3	+0.442	129.4
4	40	Francisco	QUINTANA FERNAN		DUNLOP	SBK	1:49.783	2	3	+0.839	129.0
No clasificados											
88	Gorka	BOSQUE	UGARTECHE/		PIRELLI	SBK	1:49.852	2	2		128.9
56	Eduardo	MUÑOZ	ZAMORA			SSP	1:50.217	2	3		128.5
78	Adolfo	GONZALEZ	VICENTE		DUNLOP	SBK	1:50.453	2	4		128.2
6	Juan Antonio	RAMIREZ	MART		BRIDGES	SBK	1:50.527	3	3		128.1
39	Raul	GONZALEZ	RUIZ		DUNLOP	SBK	1:51.280	2	3		127.2
37	Jesus	LEAL	VIÑAS		DUNLOP	SSP	1:52.234	3	3		126.2
19	Alvaro	GONZALEZ	PEREZ		DUNLOP	SBK	1:52.248	2	3		126.1
76	Enrique	VELA	ALVAREZ		METZELE	SBK	1:52.389	2	2		126.0
110	Dei Jose	DIEZ	DURAN			SSP	1:52.602	3	3		125.7
8	Benjami	VALLMANYA	CUCUR		DUNLOP	SBK	1:52.880	3	3		125.4
71	Javier	FRAILE	GONZALEZ		PIRELLI	SBK	1:54.948	2	2		123.2
13	Jose Antonio	MEJIAS	PLATA		PIRELLI	SSP					
22	Angel	FLORES	RUIZ		DUNLOP	SSP					

Vuelta rápida: Vlt. 3 Herve NOVOA GUTIER 1:48.944 130.0 Km/h

Hora de publicación:

Estado de pista: **SECO**

Director de Carrera:	Jefe de Cronometraje:
----------------------	-----------------------



CIRCUITO DE NAVARRA 3.933 m.

OPEN EASY RACE NAVARRA 2020

OPEN EASY RACE

SUPERPOLE 3

Clasificación


Nº	Piloto	Nac	Equipo	Moto	Neum. Cl.	Tiempo	Vlt.	Total	Dif.	Km/h
1	9	Aitor	MONTERO MARTINEZ		MICHELIN SBK	1:46.258	4	4	-	133.2
2	38	Javier	PUELLES GUADAÑO		DUNLOP SBK	1:47.655	4	4	+1.397	131.5
3	111	Herve	NOVOA GUTIER		PIRELLI SBK	1:48.408	2	3	+2.150	130.6
4	40	Francisco	QUINTANA FERNAN		DUNLOP SBK	1:48.457	2	4	+2.199	130.5
5	88	Gorka	BOSQUE UGARTECHE/		PIRELLI SBK	1:48.778	3	3	+2.520	130.2
6	85	Jorge	GALVEZ PEREZ		PIRELLI SBK	1:49.583	3	3	+3.325	129.2
7	56	Eduardo	MUÑOZ ZAMORA		SSP	1:50.136	3	4	+3.878	128.6
8	76	Enrique	VELA ALVAREZ		METZELE SBK	1:50.252	4	4	+3.994	128.4
9	6	Juan Antonio	RAMIREZ MART		BRIDGES SBK	1:50.877	3	3	+4.619	127.7
10	101	Miguel	CORTES VARA		SBK	1:50.971	2	3	+4.713	127.6

Vuelta rápida:	Vlt. 4	Aitor MONTERO MARTINEZ	1:46.258	133.2 Km/h
----------------	--------	------------------------	----------	------------

Hora de publicación:

Estado de pista: **SECO**

Director de Carrera:	Jefe de Cronometraje:
----------------------	-----------------------



OPEN EASY RACE NAVARRA 2020

OPEN EASY RACE SUPERPOLE 3

Vuelta a vuelta


— Vuelta invalidada

■ Mejor Personal

■ Mejor de la sesión

B Cruzando por el pit lane

Vlt.	Tiempo	Sector 1	Sector 2	Sector 3	V.Max	T. Sesión	Vlt.	Tiempo	Sector 1	Sector 2	Sector 3	V.Max	T. Sesión	
6	Juan Antonio RAMIREZ MARTIN						1	4:02.206	2:39.343				171.2	4:02.206
	1	4:16.864	2:54.146	41.707	41.011	187.5	2	1:50.971	29.874			222.7	5:53.177	
	2	1:50.907	29.935	40.460	40.512	229.3	3	1:51.181	30.518			221.8	7:44.358	
	3	1:50.877	29.896	40.293	40.688	231.8								
9	Aitor MONTERO MARTINEZ						1	4:12.236	2:50.499				188.2	4:12.236
	1	2:40.943	1:21.682	39.708	39.553	201.5	2	1:48.408	28.668			252.3	6:00.644	
	2	1:48.849	29.827	39.662	39.360	222.7	3	1:48.629	28.474			248.3	7:49.273	
	3	1:47.243	28.193	39.279	39.771	247.1								
	4	1:46.258	28.189	39.033	39.036	252.9								
38	Javier PUELLES GUADAÑO						1	3:01.927	1:37.710	43.354	40.863	196.4	3:01.927	
	1	1:48.655	29.477			236.3	2	1:48.554	29.012	39.360	40.182	238.4	6:39.136	
	2	1:48.554	29.012	39.360	40.182	238.4	3	1:47.655	28.948	39.165	39.542	246.0	8:26.791	
	3	1:48.513	29.632	39.224	39.657	221.3	4	1:50.200	29.672	39.521	41.007	223.6	7:59.199	
	4	1:50.200	29.672	39.521	41.007	223.6								
40	Francisco QUINTANA FERNANDEZ						1	2:32.029	1:11.838	40.024	40.167	173.1	2:32.029	
	1	1:48.457	29.765	39.117	39.575	224.5	2	1:48.513	29.632	39.224	39.657	221.3	6:08.999	
	2	1:48.513	29.632	39.224	39.657	221.3	3	1:50.200	29.672	39.521	41.007	223.6	7:59.199	
	3	1:48.513	29.632	39.224	39.657	221.3	4	1:50.200	29.672	39.521	41.007	223.6	7:59.199	
	4	1:50.200	29.672	39.521	41.007	223.6								
56	Eduardo MUÑOZ ZAMORA						1	2:50.785	1:29.451	40.441	40.893	188.2	2:50.785	
	1	1:50.223	29.600	40.035	40.588	234.8	2	1:50.136	29.635	39.801	40.700	237.4	6:31.144	
	2	1:50.136	29.635	39.801	40.700	237.4	3	1:51.644	29.805	40.641	41.198	235.3	8:22.788	
	3	1:50.136	29.635	39.801	40.700	237.4	4	1:51.644	29.805	40.641	41.198	235.3	8:22.788	
	4	1:51.644	29.805	40.641	41.198	235.3								
76	Enrique VELA ALVAREZ						1	2:40.599	1:18.405	41.301	40.893	181.8	2:40.599	
	1	1:51.566	29.922	40.927	40.717	233.3	2	1:50.681	29.783	40.057	40.841	228.8	6:22.846	
	2	1:50.681	29.783	40.057	40.841	228.8	3	1:50.252	29.540	40.202	40.510	234.3	8:13.098	
	3	1:50.681	29.783	40.057	40.841	228.8	4	1:50.252	29.540	40.202	40.510	234.3	8:13.098	
	4	1:50.252	29.540	40.202	40.510	234.3								
85	Jorge GALVEZ PEREZ						1	3:36.942	2:12.681	42.551	41.710	138.8	3:36.942	
	1	1:50.425	30.084	40.230	40.111	231.3	2	1:49.583	29.596	39.905	40.082	227.4	7:16.950	
	2	1:50.425	30.084	40.230	40.111	231.3	3	1:49.583	29.596	39.905	40.082	227.4	7:16.950	
	3	1:49.583	29.596	39.905	40.082	227.4								
	4	1:49.583	29.596	39.905	40.082	227.4								
88	Gorka BOSQUE UGARTECHEA						1	4:08.312	2:45.735				166.2	4:08.312
	1	1:49.664	28.879			255.9	2	1:48.778	28.504			254.1	7:46.754	
	2	1:49.664	28.879			255.9	3	1:48.778	28.504			254.1	7:46.754	
	3	1:48.778	28.504			254.1								
	4	1:48.778	28.504			254.1								
101	Miguel CORTES VARA													



OPEN EASY RACE NAVARRA 2020

OPEN EASY RACE

CARRERA (12 VIts., 47,2 km.)

Parrilla de salida

[108 J. DIAZ RUIZ	1:54.924]	24	[65 J. ALVAREZ CALLEJA	1:56.793]	26	[35 P. VILLAMUEVA SANCI	1:55.715]	25
[71 J. FRAILE GONZALEZ	1:52.290]	21	[10 M. SARABIA BARRIO	1:53.710]	23	[34 L. UTRILLA REYES	1:53.242]	22
[13 J. MEJIAS PLATA	1:52.070]	18	[5 G. SOTO RODRIGUEZ	1:52.938]	20	[37 J. LEAL VIÑAS	1:52.234]	19
[19 A. GONZALEZ PEREZ	1:51.371]	15	[22 A. FLORES RUIZ	1:51.702]	17	[110 D. DIEZ DURAN	1:51.630]	16
[101 M. CORTES VARA	1:50.670]	12	[39 R. GONZALEZ RUIZ	1:51.142]	14	[8 B. VALLMANYA CUCUR	1:51.016]	13
[76 E. VELA ALVAREZ	1:50.252]	9	[6 J. RAMIREZ MARTIN	1:50.527]	11	[78 A. GONZALEZ VICENTI	1:50.453]	10
[117 J. GRANDE HERNANL	1:49.292]	6	[56 E. MUÑOZ ZAMORA	1:50.136]	8	[85 J. GALVEZ PEREZ	1:49.386]	7
[111 H. NOVOA GUTIER	1:48.408]	3	[88 G. BOSQUE UGARTEC	1:48.778]	5	[40 F. QUINTANA FERNAN	1:47.874]	4
			[38 J. PUELLES GUADAÑO	1:47.655]	2	[9 A. MONTERO MARTINEZ	1:46.258]	1

Pole

#71 PENALIZADO 1 PUESTO EN PARRILLA ART. 1.22.12

Director de Carrera:

Jefe de Cronometraje: