

OPEN EASY RACE NAVARRA 2020

OPEN EASY RACE

ENTR. CRONO. 1

CIRCUITO DE NAVARRA 3.933 m.

Clasificación


Nº	Piloto	Nac	Equipo	Moto	Neum	Cl.	Tiempo	Vlt.	Total	Dif.	Km/h
1	9	Aitor MONTERO MARTINEZ			MICHELIN	SBK	1:46.827	4	4	-	132.5
2	40	Francisco QUINTANA FERNAN			DUNLOP	SBK	1:47.874	9	9	+1.047	131.3
3	38	Javier PUELLES GUADAÑO			DUNLOP	SBK	1:48.286	6	7	+1.459	130.8
4	76	Enrique VELA ALVAREZ			METZELE	SBK	1:50.540	6	7	+3.713	128.1
5	101	Miguel CORTES VARA				SBK	1:50.670	3	5	+3.843	127.9
6	117	Javier GRANDE HERNANDEZ			METZELE	SBK	1:50.678	6	10	+3.851	127.9
7	78	Adolfo GONZALEZ VICENTE			DUNLOP	SBK	1:51.043	10	10	+4.216	127.5
8	85	Jorge GALVEZ PEREZ			PIRELLI	SBK	1:51.063	5	5	+4.236	127.5
9	111	Herve NOVOA GUTIER			PIRELLI	SBK	1:51.102	10	10	+4.275	127.4
10	88	Gorka BOSQUE UGARTECHE/			PIRELLI	SBK	1:51.379	6	6	+4.552	127.1
11	110	Dei Jose DIEZ DURAN				SSP	1:51.663	5	9	+4.836	126.8
12	6	Juan Antonio RAMIREZ MART			BRIDGES	SBK	1:51.752	6	6	+4.925	126.7
13	39	Raul GONZALEZ RUIZ			DUNLOP	SBK	1:51.777	8	8	+4.950	126.7
14	19	Alvaro GONZALEZ PEREZ			DUNLOP	SBK	1:52.404	6	6	+5.577	126.0
15	56	Eduardo MUÑOZ ZAMORA				SSP	1:52.908	7	8	+6.081	125.4
16	8	Benjami VALLMANYA CUCUR			DUNLOP	SBK	1:53.212	6	7	+6.385	125.1
17	34	Luis UTRILLA REYES			MICHELIN	SSP	1:53.242	7	8	+6.415	125.0
18	71	Javier FRAILE GONZALEZ			PIRELLI	SBK	1:53.518	5	6	+6.691	124.7
19	22	Angel FLORES RUIZ			DUNLOP	SSP	1:53.614	5	5	+6.787	124.6
20	10	Miguel SARABIA BARRIO			MICHELIN	SSP	1:53.710	7	9	+6.883	124.5
21	5	Guillermo SOTO RODRIGUEZ			BRIDGES	SSP	1:53.839	4	6	+7.012	124.4
22	37	Jesus LEAL VIÑAS			DUNLOP	SSP	1:54.087	6	7	+7.260	124.1
23	108	Jose Antonio DIAZ RUIZ				SBK	1:55.620	6	10	+8.793	122.5
24	35	Pelayo VILLAMUEVA SANCHE			DUNLOP	SSP	1:57.278	8	8	+10.451	120.7
25	65	Jesus ALVAREZ CALLEJA			PIRELLI	SSP	1:57.541	4	4	+10.714	120.5
26	13	Jose Antonio MEJIAS PLATA			PIRELLI	SSP					

Vuelta rápida: Vlt. 4 Aitor MONTERO MARTINEZ 1:46.827 132.5 Km/h

Hora de publicación:

Estado de pista: **SECO**

Director de Carrera:	Jefe de Cronometraje:
----------------------	-----------------------



OPEN EASY RACE NAVARRA 2020

OPEN EASY RACE

ENTR. CRONO. 1

Vuelta a vuelta


— Vuelta invalidada

■ Mejor Personal

■ Mejor de la sesión

■ Cruzando por el pit lane

Vlt.	Tiempo	Sector 1	Sector 2	Sector 3	V.Max	T. Sesión	Vlt.	Tiempo	Sector 1	Sector 2	Sector 3	V.Max	T. Sesión
5	Guillermo SOTO RODRIGUEZ						22	Angel FLORES RUIZ					
1	2:57.239	1:28.724	43.707	44.808	138.5	2:57.239	1	3:38.092	2:10.143	44.292	43.657	128.7	3:38.092
2	1:56.173	31.392	41.864	42.917	204.2	4:53.412	2	1:55.336	30.863	42.065	42.408	228.3	5:33.428
3	1:54.677	30.750	41.355	42.572	217.7	6:48.089	3	1:53.729	30.381	41.353	41.995	229.8	7:27.157
4	1:53.839	30.533	41.227	42.079	220.0	8:41.928	4	1:54.397	30.557	41.520	42.320	237.4	9:21.554
5	1:54.856	30.655	41.312	42.889	219.5	10:36.784	5	1:53.614	30.277	41.233	42.104	231.3	11:15.168
6	1:54.914	30.645	41.636	42.633	218.2	12:31.698							
6	Juan Antonio RAMIREZ MARTIN						34	Luis UTRILLA REYES					
1	3:14.486	1:46.581	44.666	43.239	177.6	3:14.486	1	7:13.296	5:41.902	47.500	43.894	25.7	7:13.296
2	1:54.978	30.877	42.045	42.056	229.3	5:09.464	2	1:56.856	31.324	42.781	42.751	233.3	9:10.152
3	1:53.209	30.918	41.186	41.105	231.8	7:02.673	3	1:54.917	30.730	42.039	42.148	237.9	11:05.069
4	1:52.650	30.143	40.882	41.625	234.3	8:55.323	4	1:54.967	30.968	41.853	42.146	236.8	13:00.036
5	1:52.881	30.592	41.103	41.186	224.1	10:48.204	5	1:54.528	30.508	41.410	42.610	236.8	14:54.564
6	1:51.752	29.738	40.857	41.157	232.8	12:39.956	6	1:53.941	30.915	41.115	41.911	238.9	16:48.505
							7	1:53.242	30.411	40.985	41.846	236.3	18:41.747
							8	1:53.437	30.289	40.982	42.166	238.4	20:35.184
8	Benjami VALLMANYA CUCURULL						35	Pelayo VILLAMUEVA SANCHEZ					
1	3:06.412	1:36.787	45.658	43.967	141.2	3:06.412	1	2:59.823	1:31.203	44.279	44.341	126.0	2:59.823
2	1:57.466	32.196	43.121	42.149	200.7	5:03.878	2	2:00.174	32.435	43.600	44.139	219.5	4:59.997
3	1:54.950	31.262			205.3	6:58.828	3	1:59.450	32.539	43.183	43.728	203.8	6:59.447
4	1:54.237	31.073	41.620	41.544	209.3	8:53.065	4	3:24.652B	33.625	43.119	2:07.908	182.7	10:24.099
5	1:53.319	30.728	41.467	41.124	203.8	10:46.384	5	2:06.280	40.676	42.367	43.237	159.1	12:30.379
6	1:53.212	30.836			216.4	12:39.596	6	1:57.719	31.865	42.565	43.289	220.4	14:28.098
7	1:54.012	31.065			209.7	14:33.608	7	1:57.657	31.604	42.575	43.478	225.9	16:25.755
							8	1:57.278	31.514	42.301	43.463	226.9	18:23.033
9	Aitor MONTERO MARTINEZ						37	Jesus LEAL VIÑAS					
1	3:05.921	1:43.554	40.609	41.758	184.3	3:05.921	1	4:30.707	2:55.877	48.092	46.738	133.0	4:30.707
2	1:49.100	29.011	40.540	39.549	238.9	4:55.021	2	1:56.750	32.106			206.5	6:27.457
3	1:48.831	29.563	39.904	39.364	214.3	6:43.852	3	6:39.769B	31.098	53.951	5:14.720	230.8	13:07.226
4	1:46.827	28.533	39.018	39.276	244.9	8:30.679	4	2:30.778	42.163			150.4	15:38.004
							5	1:54.977	30.947			224.5	17:32.981
							6	1:54.087	30.882			226.4	19:27.068
							7	1:55.047	30.461			232.3	21:22.115
10	Miguel SARABIA BARRIO						38	Javier PUELLES GUADAÑO					
1	3:35.007	2:07.738	43.598	43.671	134.5	3:35.007	1	3:25.256	2:00.352	42.564	42.340	146.3	3:25.256
2	1:55.482	30.665	42.203	42.614	221.8	5:30.489	2	1:49.803	29.196	40.078	40.529	230.3	5:15.059
3	1:55.362	30.832			221.3	7:25.851	3	1:49.551	29.392	40.327	39.832	237.9	7:04.610
4	3:26.134B	31.386	43.314	2:11.434	222.2	10:51.985	4	1:49.873	29.342	40.675	39.856	232.8	8:54.483
5	2:09.340	43.785	42.873	42.682	129.2	13:01.325	5	1:48.664	29.571	39.832	39.261	212.2	10:43.147
6	1:55.507	30.585	41.557	43.365	222.7	14:56.832	6	1:48.286	28.761	39.537	39.988	233.3	12:31.433
7	1:53.710	30.448	41.312	41.950	225.0	16:50.542	7	1:48.473	29.556	39.282	39.635	222.2	14:19.906
8	1:54.040	30.668	41.765	41.607	226.4	18:44.582							
9	1:54.372	30.502	42.235	41.635	225.5	20:38.954							
19	Alvaro GONZALEZ PEREZ						39	Raul GONZALEZ RUIZ					
1	3:16.171	1:49.816			154.3	3:16.171	1	2:29.495	1:03.209	43.631	42.655	110.2	2:29.495
2	1:53.688	30.576			208.9	5:09.859	2	1:54.454	30.912	42.015	41.527	226.4	4:23.949
3	1:53.271	31.230			215.1	7:03.130	3	1:55.267	32.274	41.825	41.168	212.2	6:19.216
4	1:55.078	31.041			219.1	8:58.208	4	1:53.160	30.553	41.469	41.138	226.4	8:12.376
5	1:52.672	31.161			199.6	10:50.880							
6	1:52.404	30.790			201.1	12:43.284							



OPEN EASY RACE NAVARRA 2020

OPEN EASY RACE

ENTR. CRONO. 1

Vuelta a vuelta

— Vuelta invalidada

■ Mejor Personal

■ Mejor de la sesión

■ Cruzando por el pit lane

Vlt.	Tiempo	Sector 1	Sector 2	Sector 3	V.Max	T. Sesión
5	1:52.424	30.091	41.225	41.108	229.8	10:04.800
6	1:52.761	30.462	41.172	41.127	224.5	11:57.561
7	1:51.857	30.186	40.735	40.936	228.8	13:49.418
8	1:51.777	30.223	40.755	40.799	220.9	15:41.195

40 Francisco QUINTANA FERNANDEZ						
1	3:15.225	1:50.267	42.849	42.109	158.8	3:15.225
2	1:52.365	30.527	41.010	40.828	221.3	5:07.590
3	1:52.340	29.696	41.496	41.148	225.0	6:59.930
4	1:53.002	31.205	40.924	40.873	185.2	8:52.932
5	1:49.225	29.352	39.759	40.114	227.4	10:42.157
6	1:49.140	29.149	39.686	40.305	226.4	12:31.297
7	1:49.503	30.477	39.307	39.719	205.3	14:20.800
8	1:48.885	29.740	39.173	39.972	223.6	16:09.685
9	1:47.874	29.115	39.128	39.631	231.8	17:57.559

56 Eduardo MUÑOZ ZAMORA						
1	2:48.673	1:17.689	46.140	44.844	171.2	2:48.673
2	1:55.300	31.124	42.117	42.059	228.3	4:43.973
3	1:53.256	30.365	41.320	41.571	232.3	6:37.229
4	1:53.174	30.503	41.001	41.670	232.8	8:30.403
5	1:53.985	30.786	41.448	41.751	226.9	10:24.388
6	1:53.282	30.650	40.727	41.905	232.8	12:17.670
7	1:52.908	30.502	40.947	41.459	233.3	14:10.578
8	1:53.308	30.667	41.160	41.481	234.3	16:03.886

65 Jesus ALVAREZ CALLEJA						
1	3:39.442	2:08.828			122.7	3:39.442
2	1:58.055	32.079			206.9	5:37.497
3	1:57.619	32.109			208.5	7:35.116
4	1:57.541	32.017			210.5	9:32.657

71 Javier FRAILE GONZALEZ						
1	3:07.137	1:36.991			145.7	3:07.137
2	1:57.477	32.856			170.9	5:04.614
3	1:55.000	31.676			191.8	6:59.614
4	1:54.826	31.258			189.1	8:54.440
5	1:53.518	31.174			191.5	10:47.958
6	1:54.415	31.340			201.5	12:42.373

76 Enrique VELA ALVAREZ						
1	3:25.943	1:59.934	42.688	43.321	128.4	3:25.943
2	1:53.175	30.202	41.120	41.853	248.3	5:19.118
3	1:52.673	30.007	41.146	41.520	229.3	7:11.791
4	1:52.369	29.924	40.682	41.763	230.8	9:04.160
5	1:52.763	29.653	42.091	41.019	233.3	10:56.923
6	1:50.540	29.432	40.292	40.816	232.3	12:47.463
7	1:53.282	29.891	41.929	41.462	225.9	14:40.745

78 Adolfo GONZALEZ VICENTE						
1	3:48.734	2:18.994	45.340	44.400	152.5	3:48.734

Vlt.	Tiempo	Sector 1	Sector 2	Sector 3	V.Max	T. Sesión
2	1:53.466	30.843	41.514	41.109	220.0	5:42.200
3	1:56.643	31.666	42.608	42.369	200.0	7:38.843
4	1:57.016	31.759	42.828	42.429	193.5	9:35.859
5	1:54.243	31.510	40.622	42.111	196.0	11:30.102
6	1:51.448	30.303	40.494	40.651	222.2	13:21.550
7	1:51.924	30.367	40.949	40.608	217.7	15:13.474
8	1:52.639	30.216	40.317	42.106	224.5	17:06.113
9	1:51.130	30.078	40.616	40.436	221.8	18:57.243
10	1:51.043	30.066	40.465	40.512	220.4	20:48.286


85 Jorge GALVEZ PEREZ						
1	2:29.728	1:03.707	43.508	42.513	115.4	2:29.728
2	1:55.071	31.163	42.580	41.328	218.2	4:24.799
3	1:52.668	30.792	41.192	40.684	216.9	6:17.467
4	1:52.217	30.492	41.097	40.628	216.9	8:09.684
5	1:51.063	30.087	40.506	40.470	219.1	10:00.747

88 Gorka BOSQUE UGARTECHEA						
1	3:25.379	1:54.420	46.668	44.291	157.0	3:25.379
2	1:56.425	31.431			227.8	5:21.804
3	1:53.670	29.830			246.6	7:15.474
4	1:52.625	29.572			247.7	9:08.099
5	1:52.075	29.445	41.247	41.383	252.3	11:00.174
6	1:51.379	29.270			255.9	12:51.553

101 Miguel CORTES VARA						
1	9:02.894	7:37.791			117.4	9:02.894
2	1:51.374	29.664			226.4	10:54.268
3	1:50.670	29.619			223.1	12:44.938
4	1:51.315	30.157	40.265	40.893	224.5	14:36.253
5	1:51.754	30.179			225.9	16:28.007

108 Jose Antonio DIAZ RUIZ						
1	3:41.977	2:08.227	48.618	45.132	145.0	3:41.977
2	1:59.644	33.040	43.506	43.098	188.5	5:41.621
3	1:57.149	31.903	42.616	42.630	201.1	7:38.770
4	1:56.921	31.563	42.762	42.596	206.1	9:35.691
5	1:57.610	32.191	42.504	42.915	201.9	11:33.301
6	1:55.620	31.202	41.869	42.549	204.2	13:28.921
7	1:57.018	31.781	42.689	42.548	193.2	15:25.939
8	1:56.232	31.184	42.333	42.715	204.5	17:22.171
9	1:56.018	32.211	41.741	42.066	200.0	19:18.189
10	1:55.726	31.164	42.298	42.264	207.3	21:13.915

110 Dei Jose DIEZ DURAN						
1	3:08.940	1:43.786	41.930	43.224	165.4	3:08.940
2	1:56.620	31.356	42.320	42.944	220.0	5:05.560
3	1:55.748	31.123	42.497	42.128	233.8	7:01.308
4	1:59.289	31.871	43.716	43.702	235.3	9:00.597
5	1:51.663	29.605	40.790	41.268	236.8	10:52.260
6	4:30.862B	30.201	41.160	3:19.501	233.3	15:23.122
7	2:04.521	40.441	41.888	42.192	161.4	17:27.643



OPEN EASY RACE NAVARRA 2020

OPEN EASY RACE

ENTR. CRONO. 1

Vuelta a vuelta

Vuelta invalidada
 Mejor Personal
 Mejor de la sesión
 Cruzando por el pit lane

Vlt.	Tiempo	Sector 1	Sector 2	Sector 3	V.Max	T. Sesión	Vlt.	Tiempo	Sector 1	Sector 2	Sector 3	V.Max	T. Sesión
8	1:52.372	29.707	40.855	41.810	237.4	19:20.015							
9	1:54.713	30.500	41.423	42.790	236.8	21:14.728							

111 Herve NOVOA GUTIER						
1	3:30.001	1:58.901	45.568	45.532	141.5	3:30.001
2	1:55.314	30.399			235.8	5:25.315
3	1:53.774	29.723			242.2	7:19.089
4	1:52.481	29.706	41.248	41.527	240.0	9:11.570
5	1:52.800	29.478			248.3	11:04.370
6	1:53.382	30.474			245.5	12:57.752
7	1:53.400	29.344			243.8	14:51.152
8	1:52.928	29.791			239.5	16:44.080
9	1:52.303	29.832			244.3	18:36.383
10	1:51.102	29.396			250.0	20:27.485

117 Javier GRANDE HERNANDEZ						
1	3:27.010	2:02.299			157.7	3:27.010
2	1:52.214	30.019			240.0	5:19.224
3	1:54.417	30.686			221.3	7:13.641
4	1:51.410	30.434			215.6	9:05.051
5	1:50.975	29.463			241.6	10:56.026
6	1:50.678	29.688			236.3	12:46.704
7	1:53.395	30.474			242.7	14:40.099
8	1:51.274	29.709			240.5	16:31.373
9	1:51.386	29.885			245.5	18:22.759
10	1:53.569	30.280			238.9	20:16.328