




**COPA OPEN EASY RACE**  
CIV CTO INTERAUTONOMICO DE VELOCIDAD  
Carrera ((12 vueltas, 47,2 km.))

Parrilla de Salida

11 A. Portillo Muñoz  18	15 R. Pérez alvarez  1:55.743 17	52 B. Pereda Palomo  2:05.606 19
131 J. Simón Rubia  2:01.365 15	33 L. López aomez  1:57.814 14	70 J. Mateos Marcos  2:04.848 16
78 J. Martín Medina  1:53.935 12	56 E. Muñoz Zamora  1:51.554 11	14 F. Mateos Paniaaua  1:57.578 13
19 I. Azkarate Andollo  1:53.288 9	121 E. Fonrunae Rodriauez  1:52.459 8	13 P. Salmeron lucas  1:53.595 10
87 Ó. Garrido Salmerón  1:51.473 6	9 I. Sanchez-Redondo Alvar.  1:50.455 5	20 J. Del Casar Reaidor  1:53.285 7
7 A. Nebot Sanz  1:47.912 3	83 S. Guerrero Novo  1:47.893 2	71 O. Fernandez sanchez  1:48.119 4
		23 R. Samber Izco  1:46.143 1



Comissarios Deportivos:	Cronometrador:
-------------------------	----------------



# COPA OPEN EASY RACE

## CIV CTO INTERAUTONOMICO DE VELOCIDAD

Carrera (12 Vueltas, 47,2 km.)

### Clasificación


Piloto	Nac	Equipo	Moto	Neumaticos	Vlts.	Tiempo	Dif. Km/h	Mejor Vuelta			
								Vlt.	Tiempo Km/h		
1	23	Rafael Samper Izco			SBK	12	<b>22:01.927</b>	- 128.5	2	<b>1:47.981</b>	131.1
2	83	Santiago Guerrero Novo			SBK	12	<b>22:11.639</b>	+9.712 127.6	3	<b>1:48.984</b>	129.9
3	119	Ivan Sanchez-Redondo Alvarez			SBK	12	<b>22:32.419</b>	+30.492 125.6	9	<b>1:51.125</b>	127.4
4	71	Oscar Fernandez sanchez			SSP	12	<b>22:33.466</b>	+31.539 125.5	8	<b>1:51.340</b>	127.2
5	7	Alberto Nebot Sanz			SSP	12	<b>22:33.889</b>	+31.962 125.5	9	<b>1:51.294</b>	127.2
6	87	Óscar Garrido Salmerón			SBK	12	<b>22:45.985</b>	+44.058 124.4	11	<b>1:51.567</b>	126.9
7	19	Iker Azkarate Andollo			SBK	12	<b>22:46.406</b>	+44.479 124.3	9	<b>1:51.670</b>	126.8
8	56	Eduardo Muñoz Zamora			SSP	12	<b>22:49.845</b>	+47.918 124.0	9	<b>1:51.876</b>	126.6
9	13	Pedro Salmeron Lucas			SBK	12	<b>22:58.690</b>	+56.763 123.2	6	<b>1:51.677</b>	126.8
10	121	Eduardo Fonrunge Rodriguez			SSP	12	<b>22:59.851</b>	+57.924 123.1	9	<b>1:52.900</b>	125.4
11	78	Juan Martin Medina			SBK	12	<b>23:11.934</b>	+1:10.007 122.1	8	<b>1:53.649</b>	124.6
12	20	José Luis Del Casar Regidor			SSP	12	<b>23:14.719</b>	+1:12.792 121.8	10	<b>1:53.817</b>	124.4
13	15	Ruben Pérez alvarez			SSP	12	<b>23:17.793</b>	+1:15.866 121.6	10	<b>1:54.074</b>	124.1
14	14	Francisco jose Mateos Paniagua			SSP	12	<b>23:24.697</b>	+1:22.770 121.0	9	<b>1:54.243</b>	123.9
15	52	Begoña Pereda Palomo			SBK	11	<b>23:18.100</b>	1 Lap 111.4	7	<b>2:03.882</b>	114.3
16	70	Jorge Juan Mateos Marcos			SBK	11	<b>23:18.986</b>	1 Lap 111.3	8	<b>2:04.366</b>	113.8
<b>No clasificados:</b>											
	33	Luis López gomez			SSP	2	<b>4:11.283</b>		2	<b>2:01.491</b>	116.5
	11	Angel Portillo Muñoz			SBK						
	131	Julio César Simón Rubia			SBK						

<b>Pole</b>		R. Samper Izco	<b>1:46.143</b>	133.4 Kph
<b>Vuelta Rápida</b>	Vlt. 2	Rafael Samper Izco	<b>1:47.981</b>	131.1 Kph

Hora de publicación: .....

Estado de pista: **SECO**

<b>Director de carrera:</b>	<b>Cronometrador:</b>



**COPA OPEN EASY RACE**  
CIV CTO INTERAUTONOMICO DE VELOCIDAD

Carrera

Planing

CIRCUITO DE NAVARRA 3.933 m.

**VUELTA**

Nº	Pos	Grid	1	2	3	4	5	6	7	8	9	10	11	12
23	<b>1</b>	23	23	23	23	23	23	23	23	23	23	23	23	23
83	<b>2</b>	83	83	83	83	83	83	83	83	83	83	83	83	83
7	<b>3</b>	7	119	119	119	119	119	119	119	119	119	119	119	119
71	<b>4</b>	71	7	71	71	71	71	71	71	71	71	71	71	71
119	<b>5</b>	119	71	7	7	7	7	7	7	7	7	7	7	7
87	<b>6</b>	87	121	121	121	87	87	87	87	87	87	19	87	87
20	<b>7</b>	20	87	87	87	121	13	13	13	13	13	87	19	19
121	<b>8</b>	121	20	20	19	19	121	121	19	19	19	56	56	56
19	<b>9</b>	19	56	19	13	13	19	19	121	56	56	13	13	13
13	<b>10</b>	13	19	56	56	56	56	56	56	121	121	121	121	121
56	<b>11</b>	56	13	13	20	20	20	20	20	78	78	78	78	78
78	<b>12</b>	78	78	78	78	78	78	78	20	20	20	20	20	20
14	<b>13</b>	14	15	15	15	15	15	15	15	15	15	15	15	15
33	<b>14</b>	33	14	14	14	14	14	14	14	14	14	14	14	14
131	<b>15</b>	131	33	33	52	52	52	52	52	52	52	52	52	52
70	<b>16</b>	70	52	52	70	70	70	70	70	70	70	70	70	70
15	<b>17</b>	15	70	70										
11	<b>18</b>	11												
52	<b>19</b>	52												



# COPA OPEN EASY RACE

## CIV CTO INTERAUTONOMICO DE VELOCIDAD

### Carrera

CIRCUITO DE NAVARRA 3.933 m

Mejores tiempos de sector

SECTOR 1			SECTOR 2			SECTOR 3			Pos	Piloto	Vuelta Ideal	Mejor Vuelta
Pos	Piloto	Tiempo	Piloto	Tiempo	Piloto	Tiempo						
1	23 R.Samper Izco	27.825	23 R.Samper Izco	38.777	23 R.Samper Izco	40.592	1	23 R.Samper Izco	1:47.194	1:47.981	(1)	
2	83 S.Guerrero Novo	28.116	83 S.Guerrero Novo	39.248	83 S.Guerrero Novo	41.440	2	83 S.Guerrero Novo	1:48.804	1:48.984	(2)	
3	7 A.Nebot Sanz	28.469	7 A.Nebot Sanz	39.692	119 I.Sanchez-Redondo Alvarez	41.778	3	7 A.Nebot Sanz	1:50.162	1:51.294	(4)	
4	71 O.Fernandez sanchez	28.525	71 O.Fernandez sanchez	40.130	87 Ó.Garrido Salmerón	41.801	4	71 O.Fernandez sanchez	1:50.615	1:51.340	(5)	
5	19 I.Azkarate Andollo	28.746	119 I.Sanchez-Redondo Alvarez	40.171	71 O.Fernandez sanchez	41.960	5	119 I.Sanchez-Redondo Alvarez	1:50.918	1:51.125	(3)	
6	119 I.Sanchez-Redondo Alvarez	28.969	56 E.Muñoz Zamora	40.273	7 A.Nebot Sanz	42.001	6	87 Ó.Garrido Salmerón	1:51.420	1:51.567	(6)	
7	56 E.Muñoz Zamora	29.027	13 P.Salmeron lucas	40.280	19 I.Azkarate Andollo	42.043	7	56 E.Muñoz Zamora	1:51.475	1:51.876	(9)	
8	20 J.Del Casar Regidor	29.072	87 Ó.Garrido Salmerón	40.404	13 P.Salmeron lucas	42.047	8	19 I.Azkarate Andollo	1:51.544	1:51.670	(7)	
9	87 Ó.Garrido Salmerón	29.215	121 E.Fonrunge Rodriguez	40.576	56 E.Muñoz Zamora	42.175	9	13 P.Salmeron lucas	1:51.677	1:51.677	(8)	
10	13 P.Salmeron lucas	29.350	19 I.Azkarate Andollo	40.755	121 E.Fonrunge Rodriguez	42.607	10	121 E.Fonrunge Rodriguez	1:52.610	1:52.900	(10)	
11	78 J.Martin Medina	29.425	78 J.Martin Medina	41.017	78 J.Martin Medina	42.935	11	78 J.Martin Medina	1:53.377	1:53.649	(11)	
12	121 E.Fonrunge Rodriguez	29.427	20 J.Del Casar Regidor	41.105	15 R.Pérez alvarez	42.941	12	20 J.Del Casar Regidor	1:53.392	1:53.817	(12)	
13	15 R.Pérez alvarez	29.512	14 F.Mateos Paniagua	41.145	14 F.Mateos Paniagua	42.944	13	15 R.Pérez alvarez	1:53.607	1:54.074	(13)	
14	14 F.Mateos Paniagua	29.678	15 R.Pérez alvarez	41.154	20 J.Del Casar Regidor	43.215	14	14 F.Mateos Paniagua	1:53.767	1:54.243	(14)	
15	33 L.López gomez	31.200	33 L.López gomez	43.151	33 L.López gomez	44.423	15	33 L.López gomez	1:58.774	2:01.491	(15)	
16	52 B.Pereda Palomo	32.808	52 B.Pereda Palomo	44.410	70 J.Mateos Marcos	45.600	16	52 B.Pereda Palomo	2:03.176	2:03.882	(16)	
17	70 J.Mateos Marcos	33.674	70 J.Mateos Marcos	44.522	52 B.Pereda Palomo	45.958	17	70 J.Mateos Marcos	2:03.796	2:04.366	(17)	




CIRCUITO DE NAVARRA 3.933 m.

**COPA OPEN EASY RACE**  
CIV CTO INTERAUTONOMICO DE VELOCIDAD  
Después de Carrera

Velocidad máxima del evento

Piloto	Equipo	Moto	V. Max	Vlt.	Sesión
83	Santiago Guerrero Novo	SBK	<b>244.3</b>	2	Superpole 3
87	Óscar Garrido Salmerón	SBK	<b>243.8</b>	9	1er Entr Crono
7	Alberto Nebot Sanz	SSP	<b>238.4</b>	10	1er Entr Crono
119	Ivan Sanchez-Redondo Alvarez	SBK	<b>237.9</b>	12	Carrera
71	Oscar Fernandez sanchez	SSP	<b>236.8</b>	2	Superpole 2
23	Rafael Samper Izco	SBK	<b>236.3</b>	2	Superpole 2
19	Iker Azkarate Andollo	SBK	<b>234.3</b>	3	Carrera
13	Pedro Salmeron lucas	SBK	<b>231.8</b>	2	Superpole 2
20	José Luis Del Casar Regidor	SSP	<b>231.8</b>	5	1er Entr Crono
78	Juan Martín Medina	SBK	<b>231.8</b>	11	Carrera
56	Eduardo Muñoz Zamora	SSP	<b>227.8</b>	10	Carrera
33	Luis López gomez	SSP	<b>223.6</b>	7	1er Entr Crono
15	Ruben Pérez alvarez	SSP	<b>220.0</b>	3	Superpole 1
121	Eduardo Fonrunge Rodríguez	SSP	<b>217.7</b>	10	1er Entr Crono
14	Francisco Jose Mateos Paniagua	SSP	<b>208.1</b>	8	Carrera
52	Begoña Pereda Palomo	SBK	<b>197.4</b>	11	1er Entr Crono
131	Julio César Simón Rubia	SBK	<b>190.5</b>	2	Superpole 1
70	Jorge Juan Mateos Marcos	SBK	<b>170.9</b>	9	Carrera



**COPA OPEN EASY RACE**  
CIV CTO INTERAUTONOMICO DE VELOCIDAD  
Carrera

Secuencia de lideres

Nº	Piloto	Equipo	Moto	Vuelta Inicio	Vuelta Final	Vlts.	Total Vlts.
<b>SBK</b>							
23	Rafael Samper Izco			1	12	12	12
<b>SSP</b>							
7	Alberto Nebot Sanz			1	1	1	1
71	Oscar Fernandez sanchez			2	12	11	11



**COPA OPEN EASY RACE**  
CIV CTO INTERAUTONOMICO DE VELOCIDAD  
Carrera

Secuencia de vueltas rápidas

Tiempo de sesión	Piloto	Equipo	Moto	Neumaticos	Tiempo	km/h	Vlt.
3:42.364	23 Rafael Samper Izco			SBK	<b>1:47.981</b>	131.1	2



# COPA OPEN EASY RACE

## CIV CTO INTERAUTONOMICO DE VELOCIDAD


Carrera

Tiempos por vuelta

Piloto Doblado

Nº	Tiempo	Dif.	Nº	Tiempo	Dif.	Nº	Tiempo	Dif.	Nº	Tiempo	Dif.	Nº	Tiempo	Dif.			
<b>Vuelta 1</b>			<b>Vuelta 4</b>			<b>Vuelta 8</b>			<b>Vuelta 11</b>			<b>Vuelta 12</b>					
23	1:54.383		23	1:49.854		23	1:49.279		7	1:53.066	29.104	23	1:49.785		23	1:50.941	9.712
83	1:59.188	4.805	83	1:49.571	6.583	83	1:49.908	7.487	52	2:06.941	1 Lap	83	1:54.094	9.712			
119	1:59.398	5.015	119	1:52.625	16.332	119	1:51.310	23.522	70	2:06.952	1 Lap	119	1:51.452	30.492			
7	2:00.213	5.830	119	1:52.625	16.332	71	1:51.570	24.356	19	1:51.823	40.637	71	1:51.792	31.539			
71	2:00.578	6.195	71	1:52.893	17.158	7	1:51.523	24.686	87	1:53.204	40.745	7	1:51.644	31.962			
121	2:02.876	8.493	7	1:52.675	17.366	87	1:53.753	33.393	56	1:53.122	42.796	87	1:52.472	44.058			
87	2:03.772	9.389	87	1:52.393	21.709	13	1:53.712	33.646	13	1:54.122	42.877	19	1:52.138	44.479			
20	2:04.156	9.773	121	1:54.436	23.238	19	1:52.340	35.557	56	1:54.351	45.888	56	1:52.433	47.918			
56	2:04.703	10.320	19	1:53.353	24.120	121	1:53.593	35.587	20	1:53.817	1:03.316	13	1:57.420	56.763			
19	2:05.137	10.754	13	1:53.377	24.460	56	1:52.703	36.368	15	1:54.074	1:06.578	121	1:55.670	57.924			
13	2:05.307	10.924	56	1:53.265	25.457	20	1:56.893	46.069	14	1:54.762	1:07.481	78	1:57.335	1:10.007			
78	2:07.110	12.727	20	1:55.194	28.562	78	1:54.154	48.123	15	1:54.762	1:07.481	20	1:56.321	1:12.792			
15	2:08.122	13.739	78	1:56.029	32.977	15	1:54.481	54.261	14	1:54.762	1:07.481	15	1:55.761	1:15.866			
14	2:08.398	14.015	15	1:56.357	37.004	14	1:54.897	54.982	14	1:54.762	1:07.481	52	2:08.541	1 Lap			
33	2:09.792	15.409	14	1:56.355	37.200							70	2:08.980	1 Lap			
52	2:14.784	20.401	52	2:05.946	1:11.271	<b>Vuelta 9</b>			14	2:00.617	1:22.770						
70	2:15.225	20.842	70	2:05.776	1:11.854	23	1:49.441										
<b>Vuelta 2</b>			<b>Vuelta 5</b>			83	1:50.472	7.282									
23	1:47.981		23	1:49.985		52	2:03.882	1 Lap									
83	1:50.158	6.982	83	1:49.571	6.169	83	1:50.063	6.251									
119	1:52.995	10.029	119	1:51.798	18.145	70	2:06.706	1 Lap									
71	1:52.288	10.502	71	1:51.591	18.764	119	1:51.518	23.741									
7	1:52.899	10.748	7	1:51.887	19.268	71	1:51.340	24.397									
121	1:53.668	14.180	87	1:52.437	24.161	7	1:51.317	24.704									
87	1:53.917	15.325	13	1:52.421	26.896	87	1:53.005	35.099									
20	1:54.531	16.323	121	1:53.701	26.954	13	1:53.718	36.065									
19	1:53.749	16.522	19	1:54.123	28.258	19	1:52.846	37.104									
56	1:55.017	17.356	56	1:52.876	28.348	56	1:52.689	37.758									
13	1:54.463	17.406	20	1:54.495	33.072	121	1:54.309	38.597									
78	1:55.779	20.525	78	1:54.983	37.975	78	1:53.649	50.473									
15	1:57.482	23.240	15	1:55.370	42.389	20	1:55.921	50.691									
14	1:57.615	23.649	14	1:55.577	42.792	15	1:54.857	57.819									
33	2:01.491	28.919	52	2:06.058	1:27.344	14	1:54.753	58.436									
52	2:04.717	37.137	70	2:05.749	1:27.618												
70	2:05.541	38.402				<b>Vuelta 10</b>											
<b>Vuelta 3</b>			<b>Vuelta 6</b>			23	1:50.519										
23	1:49.100		23	1:49.360		83	1:49.787	6.550									
83	1:48.984	6.866	83	1:50.049	6.858	119	1:52.872	27.778									
119	1:52.632	13.561	119	1:52.706	21.491	71	1:52.915	28.739									
71	1:52.717	14.119	71	1:52.661	22.065												
7	1:52.897	14.545	7	1:52.534	22.442												
121	1:53.576	18.656	87	1:54.118	28.919												
87	1:52.945	19.170	13	1:51.677	29.213												
19	1:53.199	20.621	121	1:53.679	31.273												
13	1:52.631	20.937	19	1:53.598	32.496												
56	1:53.790	22.046	56	1:53.956	32.944												
20	1:55.999	23.222	20	1:54.743	38.455												
78	1:55.377	26.802	78	1:54.633	43.248												
15	1:56.361	30.501	15	1:56.030	49.059												
14	1:56.150	30.699	14	1:55.932	49.364												
52	2:07.142	55.179	52	2:04.516	1:42.500												
70	2:06.630	55.932	70	2:04.856	1:43.114												





# COPA OPEN EASY RACE

## CIV CTO INTERAUTONOMICO DE VELOCIDAD

Carrera

Vuelta a vuelta

Mejor Personal Mejor de la sesión B Cruzando la línea de meta por el pit lane.

Vlt.	Tiempo	Sector 1	Sector 2	Sector 3	Km/h	T. Sesión
<b>7</b>	<b>Alberto Nebot Sanz</b>					
1	2:00.213	36.618	40.701	42.894	117.8	2:00.213
2	1:52.899	28.957	41.090	42.852	125.4	3:53.112
3	1:52.897	29.464	40.737	42.696	125.4	5:46.009
4	1:52.675	28.827	41.004	42.844	125.7	7:38.684
5	1:51.887	28.705	40.661	42.521	126.5	9:30.571
6	1:52.534	28.708	40.987	42.839	125.8	11:23.105
7	1:51.523	28.709	40.563	42.251	127.0	13:14.628
8	1:51.317	<b>28.469</b>	40.390	42.458	127.2	15:05.945
9	<b>1:51.294</b>	28.982	40.307	42.005	127.2	16:57.239
10	1:53.066	30.649	40.416	<b>42.001</b>	125.2	18:50.305
11	1:51.940	28.529	40.778	42.633	126.5	20:42.245
12	1:51.644	29.647	<b>39.692</b>	42.305	126.8	22:33.889

Vlt.	Tiempo	Sector 1	Sector 2	Sector 3	Km/h	T. Sesión
<b>13</b>	<b>Pedro Salmeron lucas</b>					
1	2:05.307	40.026	42.208	43.073	113.0	2:05.307
2	1:54.463	29.952	42.037	42.474	123.7	3:59.770
3	1:52.631	29.499	40.680	42.452	125.7	5:52.401
4	1:53.377	29.429	41.416	42.532	124.9	7:45.778
5	1:52.421	29.587	40.543	42.291	125.9	9:38.199
6	<b>1:51.677</b>	<b>29.350</b>	<b>40.280</b>	<b>42.047</b>	126.8	11:29.876
7	1:53.712	30.244	41.107	42.361	124.5	13:23.588
8	1:53.718	29.664	41.539	42.515	124.5	15:17.306
9	1:52.650	29.407	40.700	42.543	125.7	17:09.956
10	1:54.122	29.809	41.110	43.203	124.1	19:04.078
11	1:57.192	32.079	41.127	43.986	120.8	21:01.270
12	1:57.420	30.912	41.313	45.195	120.6	22:58.690

Vlt.	Tiempo	Sector 1	Sector 2	Sector 3	Km/h	T. Sesión
<b>14</b>	<b>Francisco jose Mateos Paniagua</b>					
1	2:08.398	41.682	42.950	43.766	110.3	2:08.398
2	1:57.615	31.201	42.570	43.844	120.4	4:06.013
3	1:56.150	30.374	41.899	43.877	121.9	6:02.163
4	1:56.355	30.748	41.746	43.861	121.7	7:58.518
5	1:55.577	30.372	41.849	43.356	122.5	9:54.095
6	1:55.932	30.178	42.244	43.510	122.1	11:50.027
7	1:54.897	30.092	41.639	43.166	123.2	13:44.924
8	1:54.753	30.452	41.357	<b>42.944</b>	123.4	15:39.677
9	<b>1:54.243</b>	<b>29.678</b>	41.223	43.342	123.9	17:33.920
10	1:54.762	30.276	41.335	43.151	123.4	19:28.682
11	1:55.398	30.719	<b>41.145</b>	43.534	122.7	21:24.080
12	2:00.617	31.527	43.337	45.753	117.4	23:24.697

Vlt.	Tiempo	Sector 1	Sector 2	Sector 3	Km/h	T. Sesión
<b>15</b>	<b>Ruben Pérez alvarez</b>					
1	2:08.122	40.986	42.816	44.320	110.5	2:08.122
2	1:57.482	30.315	43.280	43.887	120.5	4:05.604
3	1:56.361	30.172	41.982	44.207	121.7	6:01.965
4	1:56.357	30.153	41.995	44.209	121.7	7:58.322
5	1:55.370	30.035	41.910	43.425	122.7	9:53.692
6	1:56.030	30.204	42.303	43.523	122.0	11:49.722
7	1:54.481	29.840	41.527	43.114	123.7	13:44.203
8	1:54.857	29.805	41.819	43.233	123.3	15:39.060


Vlt.	Tiempo	Sector 1	Sector 2	Sector 3	Km/h	T. Sesión
9	1:54.645	<b>29.512</b>	41.529	43.604	123.5	17:33.705
10	<b>1:54.074</b>	29.774	41.359	<b>42.941</b>	124.1	19:27.779
11	1:54.253	29.638	<b>41.154</b>	43.461	123.9	21:22.032
12	1:55.761	29.861	41.444	44.456	122.3	23:17.793

Vlt.	Tiempo	Sector 1	Sector 2	Sector 3	Km/h	T. Sesión
<b>19</b>	<b>Iker Azkarate Andollo</b>					
1	2:05.137	39.703	41.935	43.499	113.1	2:05.137
2	1:53.749	29.365	41.746	42.638	124.5	3:58.886
3	1:53.199	28.924	41.508	42.767	125.1	5:52.085
4	1:53.353	29.384	41.131	42.838	124.9	7:45.438
5	1:54.123	29.368	41.483	43.272	124.1	9:39.561
6	1:53.598	29.383	41.072	43.143	124.6	11:33.159
7	1:52.340	29.200	40.920	42.220	126.0	13:25.499
8	1:52.846	<b>28.746</b>	40.823	43.277	125.5	15:18.345
9	<b>1:51.670</b>	28.872	<b>40.755</b>	<b>42.043</b>	126.8	17:10.015
10	1:51.823	28.758	40.783	42.282	126.6	19:01.838
11	1:52.430	29.031	41.056	42.343	125.9	20:54.268
12	1:52.138	28.872	40.827	42.439	126.3	22:46.406

Vlt.	Tiempo	Sector 1	Sector 2	Sector 3	Km/h	T. Sesión
<b>20</b>	<b>José Luis Del Casar Regidor</b>					
1	2:04.156	37.882	42.727	43.547	114.0	2:04.156
2	1:54.531	29.414	41.841	43.276	123.6	3:58.687
3	1:55.999	29.493	42.245	44.261	122.1	5:54.686
4	1:55.194	29.632	41.790	43.772	122.9	7:49.880
5	1:54.495	29.282	41.430	43.783	123.7	9:44.375
6	1:54.743	29.893	41.363	43.487	123.4	11:39.118
7	1:56.893	29.735	42.842	44.316	121.1	13:36.011
8	1:55.921	29.738	41.731	44.452	122.1	15:31.932
9	1:58.768	29.831	44.829	44.108	119.2	17:30.700
10	<b>1:53.817</b>	<b>29.072</b>	<b>41.105</b>	43.640	124.4	19:24.517
11	1:53.881	29.512	41.154	<b>43.215</b>	124.3	21:18.398
12	1:56.321	29.696	42.148	44.477	121.7	23:14.719

Vlt.	Tiempo	Sector 1	Sector 2	Sector 3	Km/h	T. Sesión
<b>23</b>	<b>Rafael Samper Izco</b>					
1	1:54.383	35.014	<b>38.777</b>	<b>40.592</b>	123.8	1:54.383
2	<b>1:47.981</b>	<b>27.825</b>	39.050	41.106	131.1	3:42.364
3	1:49.100	28.452	39.323	41.325	129.8	5:31.464
4	1:49.854	28.777	39.637	41.440	128.9	7:21.318
5	1:49.985	28.345	39.925	41.715	128.7	9:11.303
6	1:49.360	28.374	39.537	41.449	129.5	11:00.663
7	1:49.279	28.552	39.265	41.462	129.6	12:49.942
8	1:51.299	28.868	40.950	41.481	127.2	14:41.241
9	1:49.441	28.744	39.354	41.343	129.4	16:30.682
10	1:50.519	28.912	39.967	41.640	128.1	18:21.201
11	1:49.785	29.313	39.420	41.052	129.0	20:10.986
12	1:50.941	29.162	39.930	41.849	127.6	22:01.927

Vlt.	Tiempo	Sector 1	Sector 2	Sector 3	Km/h	T. Sesión
<b>33</b>	<b>Luis López gomez</b>					
1	2:09.792	41.401	43.968	<b>44.423</b>	109.1	2:09.792
2	<b>2:01.491</b>	<b>31.200</b>	<b>43.151</b>	47.140	116.5	4:11.283



# COPA OPEN EASY RACE

## CIV CTO INTERAUTONOMICO DE VELOCIDAD

Carrera

Vuelta a vuelta

■ Mejor Personal ■ Mejor de la sesión B Cruzando la línea de meta por el pit lane.

Vlt.	Tiempo	Sector 1	Sector 2	Sector 3	Km/h	T. Sesión
<b>52</b>	<b>Begoña Pereda Palomo</b>					
1	2:14.784	42.615	45.278	46.891	105.0	2:14.784
2	2:04.717	33.916	44.843	<b>45.958</b>	113.5	4:19.501
3	2:07.142	34.334	45.472	47.336	111.4	6:26.643
4	2:05.946	33.896	45.663	46.387	112.4	8:32.589
5	2:06.058	33.792	45.671	46.595	112.3	10:38.647
6	2:04.516	33.643	44.739	46.134	113.7	12:43.163
7	<b>2:03.882</b>	<b>32.808</b>	<b>44.410</b>	46.664	114.3	14:47.045
8	2:07.509	33.958	46.196	47.355	111.0	16:54.554
9	2:06.941	33.757	46.311	46.873	111.5	19:01.495
10	2:08.064	35.324	45.765	46.975	110.6	21:09.559
11	2:08.541	34.552	46.859	47.130	110.2	23:18.100

Vlt.	Tiempo	Sector 1	Sector 2	Sector 3	Km/h	T. Sesión
<b>56</b>	<b>Eduardo Muñoz Zamora</b>					
1	2:04.703	39.050	42.008	43.645	113.5	2:04.703
2	1:55.017	30.138	41.687	43.192	123.1	3:59.720
3	1:53.790	30.006	40.915	42.869	124.4	5:53.510
4	1:53.265	29.194	40.766	43.305	125.0	7:46.775
5	1:52.876	29.365	40.511	43.000	125.4	9:39.651
6	1:53.956	29.723	40.920	43.313	124.2	11:33.607
7	1:52.703	29.093	40.932	42.678	125.6	13:26.310
8	1:52.689	29.196	40.937	42.556	125.6	15:18.999
9	<b>1:51.876</b>	<b>29.027</b>	40.674	<b>42.175</b>	126.6	17:10.875
10	1:53.122	29.216	40.996	42.910	125.2	19:03.997
11	1:53.415	30.851	<b>40.273</b>	42.291	124.8	20:57.412
12	1:52.433	29.163	40.607	42.663	125.9	22:49.845

Vlt.	Tiempo	Sector 1	Sector 2	Sector 3	Km/h	T. Sesión
<b>70</b>	<b>Jorge Juan Mateos Marcos</b>					
1	2:15.225	43.269	45.932	46.024	104.7	2:15.225
2	2:05.541	34.397	44.951	46.193	112.8	4:20.766
3	2:06.630	34.399	46.180	46.051	111.8	6:27.396
4	2:05.776	33.676	46.055	46.045	112.6	8:33.172
5	2:05.749	<b>33.674</b>	45.968	46.107	112.6	10:38.921
6	2:04.856	34.687	44.569	<b>45.600</b>	113.4	12:43.777
7	2:06.706	34.650	45.756	46.300	111.7	14:50.483
8	<b>2:04.366</b>	33.983	<b>44.522</b>	45.861	113.8	16:54.849
9	2:06.952	34.872	45.455	46.625	111.5	19:01.801
10	2:08.205	35.531	45.994	46.680	110.4	21:10.006
11	2:08.980	34.321	47.152	47.507	109.8	23:18.986

Vlt.	Tiempo	Sector 1	Sector 2	Sector 3	Km/h	T. Sesión
<b>71</b>	<b>Oscar Fernandez sanchez</b>					
1	2:00.578	37.185	40.805	42.588	117.4	2:00.578
2	1:52.288	28.813	40.585	42.890	126.1	3:52.866
3	1:52.717	29.325	40.749	42.643	125.6	5:45.583
4	1:52.893	29.055	40.787	43.051	125.4	7:38.476
5	1:51.591	28.573	40.648	42.370	126.9	9:30.067
6	1:52.661	28.939	40.852	42.870	125.7	11:22.728
7	1:51.570	28.876	40.409	42.285	126.9	13:14.298
8	<b>1:51.340</b>	<b>28.525</b>	40.281	42.534	127.2	15:05.638
9	1:51.387	28.960	<b>40.130</b>	42.297	127.1	16:57.025
10	1:52.915	30.344	40.611	<b>41.960</b>	125.4	18:49.940


Vlt.	Tiempo	Sector 1	Sector 2	Sector 3	Km/h	T. Sesión
11	1:51.734	28.571	40.711	42.452	126.7	20:41.674
12	1:51.792	28.648	40.659	42.485	126.7	22:33.466

Vlt.	Tiempo	Sector 1	Sector 2	Sector 3	Km/h	T. Sesión
<b>78</b>	<b>Juan Martin Medina</b>					
1	2:07.110	40.588	42.954	43.568	111.4	2:07.110
2	1:55.779	30.703	41.782	43.294	122.3	4:02.889
3	1:55.377	30.346	41.881	43.150	122.7	5:58.266
4	1:56.029	29.869	42.684	43.476	122.0	7:54.295
5	1:54.983	29.784	42.264	<b>42.935</b>	123.1	9:49.278
6	1:54.633	29.494	41.614	43.525	123.5	11:43.911
7	1:54.154	<b>29.425</b>	41.519	43.210	124.0	13:38.065
8	<b>1:53.649</b>	29.617	41.053	42.979	124.6	15:31.714
9	1:54.336	29.761	41.391	43.184	123.8	17:26.050
10	1:53.982	29.558	<b>41.017</b>	43.407	124.2	19:20.032
11	1:54.567	29.771	41.803	42.993	123.6	21:14.599
12	1:57.335	30.007	43.770	43.558	120.7	23:11.934

Vlt.	Tiempo	Sector 1	Sector 2	Sector 3	Km/h	T. Sesión
<b>83</b>	<b>Santiago Guerrero Novo</b>					
1	1:59.188	36.978	39.964	42.246	118.8	1:59.188
2	1:50.158	28.240	40.203	41.715	128.5	3:49.346
3	<b>1:48.984</b>	28.155	<b>39.248</b>	41.581	129.9	5:38.330
4	1:49.571	28.374	39.683	41.514	129.2	7:27.901
5	1:49.571	28.286	39.776	41.509	129.2	9:17.472
6	1:50.049	28.478	39.819	41.752	128.7	11:07.521
7	1:49.908	28.443	39.555	41.910	128.8	12:57.429
8	1:50.063	28.299	40.228	41.536	128.6	14:47.492
9	1:50.472	28.445	40.587	<b>41.440</b>	128.2	16:37.964
10	1:49.787	28.278	39.926	41.583	129.0	18:27.751
11	1:49.794	<b>28.116</b>	40.000	41.678	129.0	20:17.545
12	1:54.094	28.886	40.366	44.842	124.1	22:11.639

Vlt.	Tiempo	Sector 1	Sector 2	Sector 3	Km/h	T. Sesión
<b>87</b>	<b>Óscar Garrido Salmerón</b>					
1	2:03.772	38.552	42.101	43.119	114.4	2:03.772
2	1:53.917	29.340	41.781	42.796	124.3	3:57.689
3	1:52.945	29.452	41.438	42.055	125.4	5:50.634
4	1:52.393	29.544	40.759	42.090	126.0	7:43.027
5	1:52.437	<b>29.215</b>	40.962	42.260	125.9	9:35.464
6	1:54.118	29.874	41.176	43.068	124.1	11:29.582
7	1:53.753	29.940	41.321	42.492	124.5	13:23.335
8	1:53.005	29.594	41.505	41.906	125.3	15:16.340
9	1:52.402	29.576	40.882	41.944	126.0	17:08.742
10	1:53.204	29.655	41.241	42.308	125.1	19:01.946
11	<b>1:51.567</b>	29.362	<b>40.404</b>	<b>41.801</b>	126.9	20:53.513
12	1:52.472	29.246	40.717	42.509	125.9	22:45.985

Vlt.	Tiempo	Sector 1	Sector 2	Sector 3	Km/h	T. Sesión
<b>119</b>	<b>Ivan Sanchez-Redondo Alvarez</b>					
1	1:59.398	36.074	41.124	42.200	118.6	1:59.398
2	1:52.995	29.422	40.881	42.692	125.3	3:52.393
3	1:52.632	29.539	40.520	42.573	125.7	5:45.025
4	1:52.625	29.382	40.615	42.628	125.7	7:37.650
5	1:51.798	29.114	40.217	42.467	126.6	9:29.448
6	1:52.706	29.342	40.705	42.659	125.6	11:22.154



## COPA OPEN EASY RACE

### CIV CTO INTERAUTONOMICO DE VELOCIDAD

Carrera

Vuelta a vuelta


CIRCUITO DE NAVARRA 3.933 m.

■ Mejor Personal ■ Mejor de la sesión B Cruzando la línea de meta por el pit lane.

Vlt.	Tiempo	Sector 1	Sector 2	Sector 3	Km/h	T. Sesión	Vlt.	Tiempo	Sector 1	Sector 2	Sector 3	Km/h	T. Sesión
7	1:51.310	29.118	40.173	42.019	127.2	13:13.464							
8	1:51.518	<b>28.969</b>	40.230	42.319	127.0	15:04.982							
9	<b>1:51.125</b>	28.998	<b>40.171</b>	41.956	127.4	16:56.107							
10	1:52.872	30.468	40.382	42.022	125.4	18:48.979							
11	1:51.988	29.214	40.479	42.295	126.4	20:40.967							
12	1:51.452	29.077	40.597	<b>41.778</b>	127.0	22:32.419							

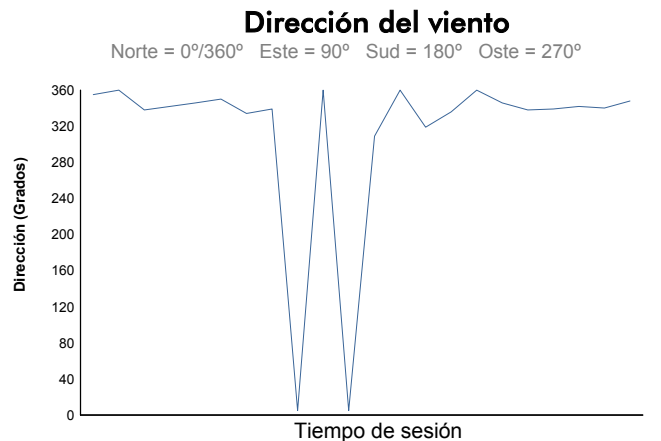
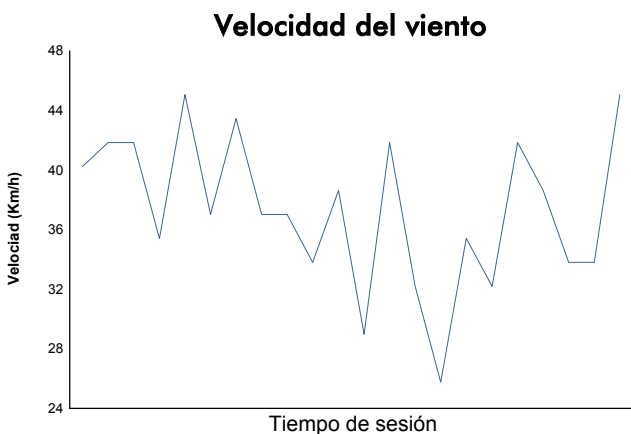
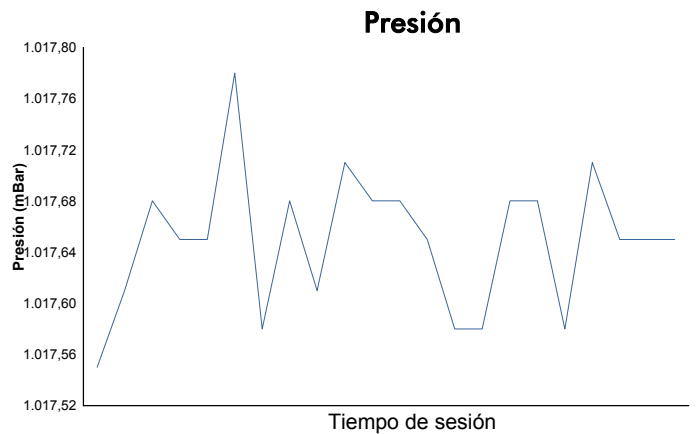
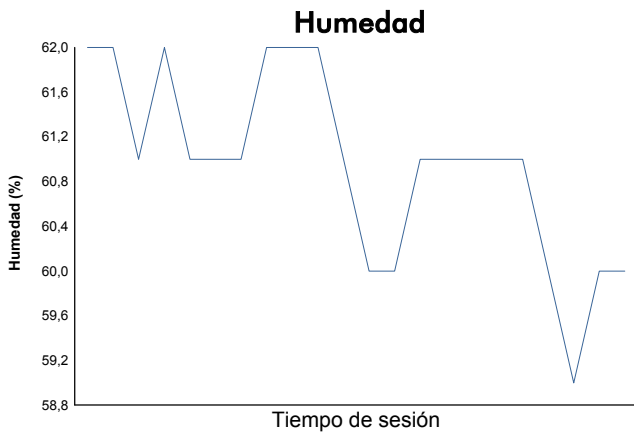
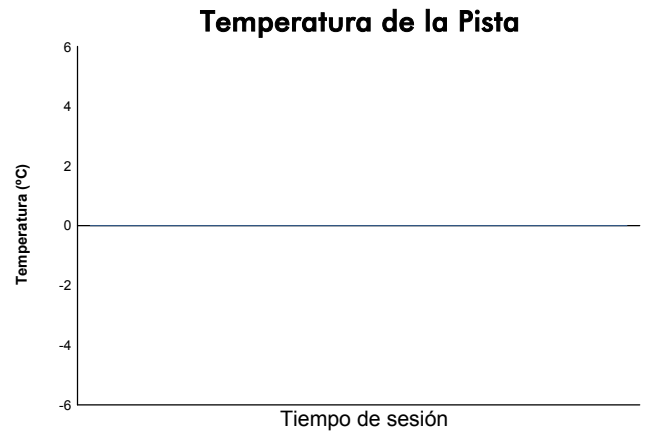
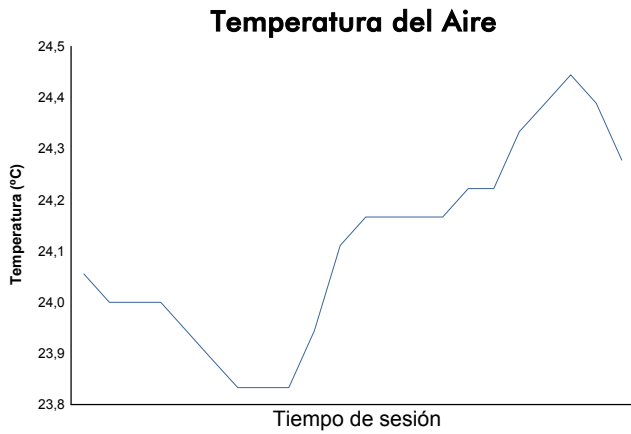
### 121 Eduardo Fonrunge Rodriguez

1	2:02.876	38.172	42.023	42.681	115.2	2:02.876
2	1:53.668	29.671	41.029	42.968	124.6	3:56.544
3	1:53.576	29.756	40.747	43.073	124.7	5:50.120
4	1:54.436	30.620	40.810	43.006	123.7	7:44.556
5	1:53.701	29.915	40.644	43.142	124.5	9:38.257
6	1:53.679	30.051	<b>40.576</b>	43.052	124.6	11:31.936
7	1:53.593	29.711	41.012	42.870	124.6	13:25.529
8	1:54.309	29.620	41.845	42.844	123.9	15:19.838
9	<b>1:52.900</b>	<b>29.427</b>	40.866	<b>42.607</b>	125.4	17:12.738
10	1:54.351	30.074	40.889	43.388	123.8	19:07.089
11	1:57.092	30.416	43.001	43.675	120.9	21:04.181
12	1:55.670	30.281	41.329	44.060	122.4	22:59.851



**CIV CTO INTERAUTONOMICO DE VELOCIDAD**  
COPA OPEN EASY RACE  
Carrera

Informe meteorológico



Estado de la pista: **SECO**



## COPA OPEN EASY RACE

### CIV CTO INTERAUTONOMICO DE VELOCIDAD

Carrera


Clasificación por clase

Nº Piloto	Nac	Equipo	Moto	Vlts.	Tiempo	Diff.	Km/h	Mejor Vuelta	
								Vlt.	Tiempo Km/h
<b>SBK</b>									
1	23	Rafael Samper Izco		12	<b>22:01.927</b>		128.5	2	<b>1:47.981</b> 131.1
2	83	Santiago Guerrero Novo		12	<b>22:11.639</b>	+9.712	127.6	3	<b>1:48.984</b> 129.9
3	119	Ivan Sanchez-Redondo Alvarez		12	<b>22:32.419</b>	+30.492	125.6	9	<b>1:51.125</b> 127.4
4	87	Óscar Garrido Salmerón		12	<b>22:45.985</b>	+44.058	124.4	11	<b>1:51.567</b> 126.9
5	19	Iker Azkarate Andollo		12	<b>22:46.406</b>	+44.479	124.3	9	<b>1:51.670</b> 126.8
6	13	Pedro Salmeron lucas		12	<b>22:58.690</b>	+56.763	123.2	6	<b>1:51.677</b> 126.8
7	78	Juan Martin Medina		12	<b>23:11.934</b>	+1'10.007	122.1	8	<b>1:53.649</b> 124.6
8	52	Begoña Pereda Palomo		11	<b>23:18.100</b>	1 Laps	111.4	7	<b>2:03.882</b> 114.3
9	70	Jorge Juan Mateos Marcos		11	<b>23:18.986</b>	1 Laps	111.3	8	<b>2:04.366</b> 113.8
<b>No clasificados:</b>									
	11	Angel Portillo Muñoz						12 Laps	0.0
	131	Julio César Simón Rubia						12 Laps	0.0
<b>SSP</b>									
1	71	Oscar Fernandez sanchez		12	<b>22:33.466</b>		125.5	8	<b>1:51.340</b> 127.2
2	7	Alberto Nebot Sanz		12	<b>22:33.889</b>	+0.423	125.5	9	<b>1:51.294</b> 127.2
3	56	Eduardo Muñoz Zamora		12	<b>22:49.845</b>	+16.379	124.0	9	<b>1:51.876</b> 126.6
4	121	Eduardo Fonrunge Rodriguez		12	<b>22:59.851</b>	+26.385	123.1	9	<b>1:52.900</b> 125.4
5	20	José Luis Del Casar Regidor		12	<b>23:14.719</b>	+41.253	121.8	10	<b>1:53.817</b> 124.4
6	15	Ruben Pérez alvarez		12	<b>23:17.793</b>	+44.327	121.6	10	<b>1:54.074</b> 124.1
7	14	Francisco jose Mateos Paniagua		12	<b>23:24.697</b>	+51.231	121.0	9	<b>1:54.243</b> 123.9
<b>No clasificados:</b>									
	33	Luis López gomez		2	<b>4:11.283</b>		112.7	2	<b>2:01.491</b> 116.5

Hora publicación: .....

Estado de pista: **SECO**

Director de carrera:	Cronometrador:
----------------------	----------------



**COPA OPEN EASY RACE**  
CIV CTO INTERAUTONOMICO DE VELOCIDAD

Carrera

Clasificación por division

Nº Piloto	Nac	Equipo	Moto	Vlts.	Tiempo	Diff.	Km/h	Mejor Vuelta		
								Vlt.	Tiempo Km/h	
<b>Master</b>										
1	23	Rafael Samper Izco		12	<b>22:01.927</b>		128.5	2	<b>1:47.981</b>	131.1
2	56	Eduardo Muñoz Zamora		12	<b>22:49.845</b>	+47.918	124.0	9	<b>1:51.876</b>	126.6
3	52	Begoña Pereda Palomo		11	<b>23:18.100</b>	1 Laps	111.4	7	<b>2:03.882</b>	114.3
4	70	Jorge Juan Mateos Marcos		11	<b>23:18.986</b>	1 Laps	111.3	8	<b>2:04.366</b>	113.8
<b>No clasificados:</b>										
131	Julio César Simón Rubia							12 Laps	0.0	

Hora publicación: .....

Estado de pista: **SECO**

Director de carrera:	Cronometrador:
----------------------	----------------



**COPA OPEN EASY RACE**  
CIV CTO INTERAUTONOMICO DE VELOCIDAD

Carrera

Clasificación por grupo

CIRCUITO DE NAVARRA 3.933 m.

Nº Piloto	Nac	Equipo	Moto	Vlts.	Tiempo	Diff.	Km/h	Mejor Vuelta	
								Vlt.	Tiempo Km/h
<b>experto</b>									
1	23	Rafael Samper Izo		12	<b>22:01.927</b>		128.5	2	<b>1:47.981</b> 131.1
2	71	Oscar Fernandez sanchez		12	<b>22:33.466</b>	+31.539	125.5	8	<b>1:51.340</b> 127.2
3	7	Alberto Nebot Sanz		12	<b>22:33.889</b>	+31.962	125.5	9	<b>1:51.294</b> 127.2
4	56	Eduardo Muñoz Zamora		12	<b>22:49.845</b>	+47.918	124.0	9	<b>1:51.876</b> 126.6
5	121	Eduardo Fonrunge Rodriguez		12	<b>22:59.851</b>	+57.924	123.1	9	<b>1:52.900</b> 125.4
6	20	José Luis Del Casar Regidor		12	<b>23:14.719</b>	+1'12.792	121.8	10	<b>1:53.817</b> 124.4
7	52	Begoña Pereda Palomo		11	<b>23:18.100</b>	1 Laps	111.4	7	<b>2:03.882</b> 114.3
8	70	Jorge Juan Mateos Marcos		11	<b>23:18.986</b>	1 Laps	111.3	8	<b>2:04.366</b> 113.8
<b>No clasificados:</b>									
	11	Angel Portillo Muñoz					12 Laps	0.0	
	131	Julio César Simón Rubia					12 Laps	0.0	
<b>novel</b>									
1	83	Santiago Guerrero Novo		12	<b>22:11.639</b>		127.6	3	<b>1:48.984</b> 129.9
2	119	Ivan Sanchez-Redondo Alvarez		12	<b>22:32.419</b>	+20.780	125.6	9	<b>1:51.125</b> 127.4
3	87	Óscar Garrido Salmerón		12	<b>22:45.985</b>	+34.346	124.4	11	<b>1:51.567</b> 126.9
4	19	Iker Azkarate Andollo		12	<b>22:46.406</b>	+34.767	124.3	9	<b>1:51.670</b> 126.8
5	13	Pedro Salmeron lucas		12	<b>22:58.690</b>	+47.051	123.2	6	<b>1:51.677</b> 126.8
6	78	Juan Martín Medina		12	<b>23:11.934</b>	+1'00.295	122.1	8	<b>1:53.649</b> 124.6
7	15	Ruben Pérez alvarez		12	<b>23:17.793</b>	+1'06.154	121.6	10	<b>1:54.074</b> 124.1
8	14	Francisco jose Mateos Paniagua		12	<b>23:24.697</b>	+1'13.058	121.0	9	<b>1:54.243</b> 123.9
<b>No clasificados:</b>									
	33	Luis López gomez		2	<b>4:11.283</b>		112.7	2	<b>2:01.491</b> 116.5

Hora publicación: .....

Estado de pista: **SECO**

Director de carrera:	Cronometrador:
----------------------	----------------