

CIRCUITO DE NAVARRA 3.933 m.

# COPA OPEN EASY RACE

## CIV CTO INTERAUTONOMICO DE VELOCIDAD

1er Entr Crono

### Clasificación

Nº	Piloto	Nac	Equipo	Moto	Neumaticos	Tiempo	Vlt.	Total	Dif.	Km/h
1	23	Rafael	Samper Izco		SBK	1:47.459	3	4	-	131.8
2	83	Santiago	Guerrero Novo		SBK	1:49.553	9	9	+2.094	129.2
3	7	Alberto	Nebot Sanz		SSP	1:50.632	6	10	+3.173	128.0
4	87	Óscar	Garrido Salmerón		SBK	1:51.877	10	10	+4.418	126.6
5	71	Oscar	Fernandez sanchez		SSP	1:52.445	2	4	+4.986	125.9
6	119	Ivan	Sanchez-Redondo Alvarez		SBK	1:53.018	11	11	+5.559	125.3
7	121	Eduardo	Fonrunge Rodriguez		SSP	1:53.136	4	10	+5.677	125.1
8	56	Eduardo	Muñoz Zamora		SSP	1:53.874	12	12	+6.415	124.3
9	78	Juan	Martin Medina		SBK	1:54.304	9	9	+6.845	123.9
10	13	Pedro	Salmeron lucas		SBK	1:55.436	8	8	+7.977	122.7
11	19	Iker	Azkarate Andollo		SBK	1:56.720	6	6	+9.261	121.3
12	20	José Luis	Del Casar Regidor		SSP	1:56.732	5	11	+9.273	121.3
13	33	Luis	López gomez		SSP	1:58.337	7	7	+10.878	119.6
14	15	Ruben	Pérez alvarez		SSP	1:58.487	10	10	+11.028	119.5
15	14	Francisco jose	Mateos Paniagua		SSP	1:59.365	8	8	+11.906	118.6
16	131	Julio César	Simón Rubia		SBK	2:02.453	4	5	+14.994	115.6
17	52	Begoña	Pereda Palomo		SBK	2:05.606	11	11	+18.147	112.7
18	70	Jorge Juan	Mateos Marcos		SBK	2:09.524	3	3	+22.065	109.3

No clasificados:

11 Angel Portillo Muñoz

SBK


Vuelta Rápida

Vlt. 3	Rafael Samper Izco	1:47.459	131.8 Kph
--------	--------------------	----------	-----------

Hora de publicación: .....

Estado de la pista: **SECO**

Director de carrera:	Cronometrador:
----------------------	----------------



# COPA OPEN EASY RACE


## CIV CTO INTERAUTONOMICO DE VELOCIDAD

### 1er Entr Crono

CIRCUITO DE NAVARRA 3.933 m

Mejores tiempos de sector

SECTOR 1			SECTOR 2		SECTOR 3		Pos	Piloto	Vuelta Ideal	Mejor Vuelta	
Pos	Piloto	Tiempo	Piloto	Tiempo	Piloto	Tiempo					
1	23 R.Samper Izco	27.840	23 R.Samper Izco	38.827	23 R.Samper Izco	40.653	1	23 R.Samper Izco	1:47.320	1:47.459	(1)
2	83 S.Guerrero Novo	27.999	83 S.Guerrero Novo	39.802	83 S.Guerrero Novo	41.752	2	83 S.Guerrero Novo	1:49.553	1:49.553	(2)
3	7 A.Nebot Sanz	28.144	7 A.Nebot Sanz	40.069	7 A.Nebot Sanz	42.007	3	7 A.Nebot Sanz	1:50.220	1:50.632	(3)
4	87 Ó.Garrido Salmerón	28.694	121 E.Fonrunge Rodriguez	40.203	87 Ó.Garrido Salmerón	42.176	4	87 Ó.Garrido Salmerón	1:51.591	1:51.877	(4)
5	71 O.Fernandez sanchez	29.018	87 Ó.Garrido Salmerón	40.721	119 I.Sanchez-Redondo Alvarez	42.305	5	71 O.Fernandez sanchez	1:52.436	1:52.445	(5)
6	119 I.Sanchez-Redondo Alvarez	29.542	71 O.Fernandez sanchez	40.824	71 O.Fernandez sanchez	42.594	6	121 E.Fonrunge Rodriguez	1:52.517	1:53.136	(7)
7	121 E.Fonrunge Rodriguez	29.706	119 I.Sanchez-Redondo Alvarez	41.028	121 E.Fonrunge Rodriguez	42.608	7	119 I.Sanchez-Redondo Alvarez	1:52.875	1:53.018	(6)
8	20 J.Del Casar Regidor	29.793	56 E.Muñoz Zamora	41.188	56 E.Muñoz Zamora	42.637	8	56 E.Muñoz Zamora	1:53.874	1:53.874	(8)
9	78 J.Martin Medina	29.870	78 J.Martin Medina	41.647	78 J.Martin Medina	42.787	9	78 J.Martin Medina	1:54.304	1:54.304	(9)
10	56 E.Muñoz Zamora	30.049	13 P.Salmeron lucas	41.770	13 P.Salmeron lucas	42.979	10	13 P.Salmeron lucas	1:55.216	1:55.436	(10)
11	15 R.Pérez alvarez	30.077	20 J.Del Casar Regidor	42.008	19 I.Azkarate Andollo	43.636	11	20 J.Del Casar Regidor	1:56.221	1:56.732	(12)
12	13 P.Salmeron lucas	30.467	19 I.Azkarate Andollo	42.382	14 F.Mateos Paniagua	44.139	12	19 I.Azkarate Andollo	1:56.621	1:56.720	(11)
13	19 I.Azkarate Andollo	30.603	15 R.Pérez alvarez	42.458	20 J.Del Casar Regidor	44.420	13	15 R.Pérez alvarez	1:57.098	1:58.487	(14)
14	33 L.López gomez	30.893	33 L.López gomez	42.751	15 R.Pérez alvarez	44.563	14	33 L.López gomez	1:58.337	1:58.337	(13)
15	14 F.Mateos Paniagua	31.799	14 F.Mateos Paniagua	43.188	33 L.López gomez	44.693	15	14 F.Mateos Paniagua	1:59.126	1:59.365	(15)
16	131 J.Simón Rubia	32.751	131 J.Simón Rubia	44.256	131 J.Simón Rubia	44.763	16	131 J.Simón Rubia	2:01.770	2:02.453	(16)
17	52 B.Pereda Palomo	32.858	52 B.Pereda Palomo	45.766	52 B.Pereda Palomo	46.142	17	52 B.Pereda Palomo	2:04.766	2:05.606	(17)
18	70 J.Mateos Marcos	35.342	70 J.Mateos Marcos	46.411	70 J.Mateos Marcos	47.341	18	70 J.Mateos Marcos	2:09.094	2:09.524	(18)



CIRCUITO DE NAVARRA 3.933 m.

**COPA OPEN EASY RACE**  
CIV CTO INTERAUTONOMICO DE VELOCIDAD  
Después de 1er Entr Crono

Velocidad máxima del evento

Piloto	Equipo	Moto	V. Max	Vlt.	Sesión
87 Óscar Garrido Salmerón		SBK	<b>243.8</b>	9	1er Entr Crono
7 Alberto Nebot Sanz		SSP	<b>238.4</b>	10	1er Entr Crono
83 Santiago Guerrero Novo		SBK	<b>234.8</b>	8	1er Entr Crono
71 Oscar Fernandez sanchez		SSP	<b>233.8</b>	4	1er Entr Crono
20 José Luis Del Casar Regidor		SSP	<b>231.8</b>	5	1er Entr Crono
119 Ivan Sanchez-Redondo Alvarez		SBK	<b>230.3</b>	9	1er Entr Crono
23 Rafael Samper Izco		SBK	<b>230.3</b>	3	1er Entr Crono
56 Eduardo Muñoz Zamora		SSP	<b>225.0</b>	2	1er Entr Crono
33 Luis López gomez		SSP	<b>223.6</b>	7	1er Entr Crono
78 Juan Martín Medina		SBK	<b>223.1</b>	9	1er Entr Crono
13 Pedro Salmeron lucas		SBK	<b>220.0</b>	4	1er Entr Crono
15 Ruben Pérez alvarez		SSP	<b>219.1</b>	7	1er Entr Crono
121 Eduardo Fonrunge Rodriguez		SSP	<b>217.7</b>	10	1er Entr Crono
19 Iker Azkarate Andollo		SBK	<b>217.3</b>	5	1er Entr Crono
14 Francisco Jose Mateos Paniagua		SSP	<b>201.9</b>	9	1er Entr Crono
52 Begoña Pereda Palomo		SBK	<b>197.4</b>	11	1er Entr Crono
131 Julio César Simón Rubia		SBK	<b>189.8</b>	2	1er Entr Crono
70 Jorge Juan Mateos Marcos		SBK	<b>154.5</b>	4	1er Entr Crono




## COPA OPEN EASY RACE

### CIV CTO INTERAUTONOMICO DE VELOCIDAD

#### 1er Entr Crono

Secuencia de vueltas rápidas

Tiempo de sesión	Piloto	Equipo	Moto	Neumaticos	Tiempo	km/h	Vlt.
4:20.730	15 Ruben Pérez alvarez			SSP	<b>2:03.734</b>	114.4	2
4:51.562	78 Juan Martín Medina			SBK	<b>2:01.158</b>	116.9	2
5:11.539	83 Santiago Guerrero Novo			SBK	<b>2:01.128</b>	116.9	2
5:15.919	20 José Luis Del Casar Regidor			SSP	<b>1:59.419</b>	118.6	2
5:38.885	71 Oscar Fernandez sanchez			SSP	<b>1:52.445</b>	125.9	2
8:59.881	83 Santiago Guerrero Novo			SBK	<b>1:52.357</b>	126.0	4
11:27.513	7 Alberto Nebot Sanz			SSP	<b>1:51.122</b>	127.4	5
13:18.145	7 Alberto Nebot Sanz			SSP	<b>1:50.632</b>	128.0	6
17:53.624	83 Santiago Guerrero Novo			SBK	<b>1:50.505</b>	128.1	8
19:43.177	83 Santiago Guerrero Novo			SBK	<b>1:49.553</b>	129.2	9
19:57.912	23 Rafael Samper Izco			SBK	<b>1:47.459</b>	131.8	3



# COPA OPEN EASY RACE


## CIV CTO INTERAUTONOMICO DE VELOCIDAD

1er Entr Crono

Vuelta a vuelta

Vlt.	Tiempo	Sector 1	Sector 2	Sector 3	Km/h	T. Sesión	Vlt.	Tiempo	Sector 1	Sector 2	Sector 3	Km/h	T. Sesión
<b>7</b> Alberto Nebot Sanz							<b>6</b> 1:56.720 30.702 42.382 43.636 121.3 24:43.908						
1	3:52.098	2:24.429	43.640	44.029	61.0	3:52.098	1	3:16.500	1:43.934	46.339	46.227	72.1	3:16.500
2	1:53.088	29.590	40.658	42.840	125.2	5:45.186	2	1:59.419	30.964	43.490	44.965	118.6	5:15.919
3	1:56.152	28.594	44.620	42.938	121.9	7:41.338	3	1:59.782	31.612	43.710	44.460	118.2	7:15.701
4	1:55.053	31.098	41.492	42.463	123.1	9:36.391	4	1:57.586	31.041	42.125	44.420	120.4	9:13.287
5	1:51.122	28.664	40.451	42.007	127.4	11:27.513	5	1:56.732	29.793	42.413	44.526	121.3	11:10.019
6	1:50.632	28.144	40.209	42.279	128.0	13:18.145	6	1:58.170	30.538	42.958	44.674	119.8	13:08.189
7	3:57.351 B	33.490	58.953	2:24.908	59.7	17:15.496	7	5:05.776 B	29.935	42.008	3:53.833	46.3	18:13.965
8	2:10.547	44.625	42.040	43.882	108.5	19:26.043	8	2:08.003	38.408	43.697	45.898	110.6	20:21.968
9	1:52.726	30.111	40.520	42.095	125.6	21:18.769	9	1:57.234	30.229	42.180	44.825	120.8	22:19.202
10	1:50.701	28.620	40.069	42.012	127.9	23:09.470	10	1:58.048	30.526	42.512	45.010	119.9	24:17.250
							11	1:57.991	30.020	42.874	45.097	120.0	26:15.241
<b>13</b> Pedro Salmeron lucas							<b>23</b> Rafael Samper Izco						
1	3:10.560	1:39.195	45.840	45.525	74.3	3:10.560	1	16:17.789	...	44.877	43.811	14.5	16:17.789
2	2:03.292	32.288	44.747	46.257	114.8	5:13.852	2	1:52.664	30.314	40.638	41.712	125.7	18:10.453
3	2:00.860	31.186	44.281	45.393	117.2	7:14.712	3	1:47.459	27.840	38.939	40.680	131.8	19:57.912
4	1:56.137	30.572	42.317	43.248	121.9	9:10.849	4	1:47.539	28.059	38.827	40.653	131.7	21:45.451
5	1:58.126	31.373	42.839	43.914	119.9	11:08.975							
6	2:50.388 B	31.194	43.045	1:36.149	83.1	13:59.363							
7	2:05.673	40.015	42.529	43.129	112.7	16:05.036							
8	1:55.436	30.687	41.770	42.979	122.7	18:00.472							
<b>14</b> Francisco jose Mateos Paniagua							<b>33</b> Luis López gomez						
1	2:51.767	56.778	59.840	55.149	82.4	2:51.767	1	5:12.064	3:38.968	46.014	47.082	45.4	5:12.064
2	2:06.384	34.862	45.889	45.633	112.0	4:58.151	2	2:03.127	31.995	44.910	46.222	115.0	7:15.191
3	2:01.058	32.920	43.621	44.517	117.0	6:59.209	3	2:02.619	32.832	44.557	45.230	115.5	9:17.810
4	2:00.023	32.418	43.188	44.417	118.0	8:59.232	4	2:01.424	31.784	44.452	45.188	116.6	11:19.234
5	2:00.198	32.180	43.345	44.673	117.8	10:59.430	5	7:22.828 B	31.637	45.195	6:05.996	32.0	18:42.062
6	4:25.804 B	33.831	54.919	2:57.054	53.3	15:25.234	6	2:09.590	37.224	43.155	49.211	109.3	20:51.652
7	2:11.010	40.172	45.951	44.887	108.1	17:36.244	7	1:58.337	30.893	42.751	44.693	119.6	22:49.989
8	1:59.365	31.961	43.265	44.139	118.6	19:35.609							
<b>15</b> Ruben Pérez alvarez							<b>52</b> Begoña Pereda Palomo						
1	2:16.996	42.039	47.725	47.232	103.4	2:16.996	1	4:07.161	2:27.499	49.301	50.361	57.3	4:07.161
2	2:03.734	32.513	45.747	45.474	114.4	4:20.730	2	2:11.581	35.682	47.170	48.729	107.6	6:18.742
3	2:01.458	31.549	43.968	45.941	116.6	6:22.188	3	2:11.883	35.424	47.997	48.462	107.4	8:30.625
4	1:59.941	31.243	43.714	44.984	118.0	8:22.129	4	2:12.553	35.527	48.925	48.101	106.8	10:43.178
5	2:00.382	30.780	44.191	45.411	117.6	10:22.511	5	2:09.543	34.365	47.756	47.422	109.3	12:52.721
6	1:58.631	30.694	43.374	44.563	119.4	12:21.142	6	2:11.143	34.969	47.154	49.020	108.0	15:03.864
7	1:58.952	30.848	43.339	44.765	119.0	14:20.094	7	2:09.624	34.703	46.839	48.082	109.2	17:13.488
8	7:07.941 B	35.105	48.964	5:43.872	33.1	21:28.035	8	2:12.123	34.662	48.666	48.795	107.2	19:25.611
9	2:11.032	41.366	44.360	45.306	108.1	23:39.067	9	2:08.409	33.922	47.249	47.238	110.3	21:34.020
10	1:58.487	30.077	42.458	45.952	119.5	25:37.554	10	2:06.265	33.617	46.506	46.142	112.1	23:40.285
							11	2:05.606	32.858	45.766	46.982	112.7	25:45.891
<b>19</b> Iker Azkarate Andollo							<b>56</b> Eduardo Muñoz Zamora						
1	5:37.646	4:07.515	44.779	45.352	41.9	5:37.646	1	3:17.141	1:44.325	46.590	46.226	71.8	3:17.141
2	11:09.807 B	50.448			21.1	16:47.453	2	2:15.291 B	30.989	43.904	1:00.398	104.7	5:32.432
3	2:04.656	35.566	44.882	44.208	113.6	18:52.109	3	2:08.648	40.527	43.917	44.204	110.1	7:41.080
4	1:58.009	31.111	42.553	44.345	120.0	20:50.118	4	1:57.110	30.809	42.553	43.748	120.9	9:38.190
5	1:57.070	30.603	42.590	43.877	120.9	22:47.188	5	1:56.024	30.482	41.883	43.659	122.0	11:34.214
							6	1:55.586	30.512	41.786	43.288	122.5	13:29.800

Mejor Personal Mejor de la sesión B Cruzando la línea de meta por el pit lane.



# COPA OPEN EASY RACE

## CIV CTO INTERAUTONOMICO DE VELOCIDAD

1er Entr Crono

Vuelta a vuelta

CIRCUITO DE NAVARRA 3.933 m.

Mejor Personal Mejor de la sesión B Cruzando la línea de meta por el pit lane.

Vlt.	Tiempo	Sector 1	Sector 2	Sector 3	Km/h	T. Sesión
7	1:57.273	31.421	42.312	43.540	120.7	15:27.073
8	1:55.615	30.486	41.817	43.312	122.5	17:22.688
9	1:56.662	30.251	42.789	43.622	121.4	19:19.350
10	1:54.926	30.462	41.457	43.007	123.2	21:14.276
11	1:54.933	30.505	41.537	42.891	123.2	23:09.209
12	<b>1:53.874</b>	<b>30.049</b>	<b>41.188</b>	<b>42.637</b>	124.3	25:03.083

### 70 Jorge Juan Mateos Marcos

1	4:24.634	2:43.349	51.281	50.004	53.5	4:24.634
2	2:11.060	36.193	47.526	<b>47.341</b>	108.0	6:35.694
3	<b>2:09.524</b>	35.621	<b>46.411</b>	47.492	109.3	8:45.218

### 71 Oscar Fernandez sanchez

1	3:46.440	2:21.075	42.051	43.314	62.5	3:46.440
2	<b>1:52.445</b>	<b>29.018</b>	<b>40.824</b>	42.603	125.9	5:38.885
3	1:55.245	31.046	41.180	43.019	122.9	7:34.130
4	1:52.782	29.290	40.898	<b>42.594</b>	125.5	9:26.912

### 78 Juan Martin Medina

1	2:50.404	1:14.360	48.065	47.979	83.1	2:50.404
2	2:01.158	31.460	44.422	45.276	116.9	4:51.562
3	1:58.288	31.185	43.220	43.883	119.7	6:49.850
4	1:56.321	30.423	42.294	43.604	121.7	8:46.171
5	4:07.289B	37.943	48.970	2:40.376	57.3	12:53.460
6	2:10.783	39.777	44.025	46.981	108.3	15:04.243
7	2:00.564	33.474	43.332	43.758	117.4	17:04.807
8	1:55.477	30.362	41.995	43.120	122.6	19:00.284
9	<b>1:54.304</b>	<b>29.870</b>	<b>41.647</b>	<b>42.787</b>	123.9	20:54.588

### 83 Santiago Guerrero Novo

1	3:10.411	1:38.733	45.659	46.019	74.4	3:10.411
2	2:01.128	31.433	44.003	45.692	116.9	5:11.539
3	1:55.985	30.444	42.241	43.300	122.1	7:07.524
4	1:52.357	29.391	40.649	42.317	126.0	8:59.881
5	3:10.492B	35.134	1:13.506	1:21.852	74.3	12:10.373
6	2:00.728	37.266	40.681	42.781	117.3	14:11.101
7	1:52.018	28.773	41.066	42.179	126.4	16:03.119
8	1:50.505	28.674	40.046	41.785	128.1	17:53.624
9	<b>1:49.553</b>	<b>27.999</b>	<b>39.802</b>	<b>41.752</b>	129.2	19:43.177

### 87 Óscar Garrido Salmerón

1	4:14.067	2:44.090	45.353	44.624	55.7	4:14.067
2	1:57.517	30.498	43.510	43.509	120.5	6:11.584
3	3:03.693B	30.681	42.045	1:50.967	77.1	9:15.277
4	2:03.466	37.260	42.007	44.199	114.7	11:18.743
5	1:52.674	29.170	40.936	42.568	125.7	13:11.417
6	1:52.910	<b>28.694</b>	40.842	43.374	125.4	15:04.327
7	1:54.480	31.583	<b>40.721</b>	<b>42.176</b>	123.7	16:58.807
8	1:53.192	28.969	41.040	43.183	125.1	18:51.999
9	1:53.709	29.285	41.884	42.540	124.5	20:45.708

10	<b>1:51.877</b>	28.752	40.948	42.177	126.6	22:37.585
----	-----------------	--------	--------	--------	-------	-----------

### 119 Ivan Sanchez-Redondo Alvarez


1	5:10.576	3:39.419	46.100	45.057	45.6	5:10.576
2	1:57.841	31.161	43.176	43.504	120.2	7:08.417
3	1:56.933	30.065	43.632	43.236	121.1	9:05.350
4	1:54.787	30.387	41.596	42.804	123.3	11:00.137
5	1:58.807	31.311	43.269	44.227	119.2	12:58.944
6	1:56.763	31.015	42.559	43.189	121.3	14:55.707
7	1:56.588	30.581	42.774	43.233	121.4	16:52.295
8	1:58.635	30.888	43.904	43.843	119.3	18:50.930
9	1:55.809	30.093	42.501	43.215	122.3	20:46.739
10	1:53.281	<b>29.542</b>	41.434	<b>42.305</b>	125.0	22:40.020
11	<b>1:53.018</b>	29.658	<b>41.028</b>	42.332	125.3	24:33.038

### 121 Eduardo Fonrunge Rodriguez

1	4:11.681	2:43.804	44.209	43.668	56.3	4:11.681
2	1:54.476	30.604	40.953	42.919	123.7	6:06.157
3	1:53.305	29.902	40.757	42.646	125.0	7:59.462
4	<b>1:53.136</b>	29.760	40.766	42.610	125.1	9:52.598
5	5:50.132B	<b>29.706</b>	<b>40.203</b>	4:40.223	40.4	15:42.730
6	2:03.263	37.184	42.282	43.797	114.9	17:45.993
7	1:53.300	29.988	40.704	<b>42.608</b>	125.0	19:39.293
8	1:55.005	29.715	41.373	43.917	123.1	21:34.298
9	1:55.149	31.602	40.678	42.869	123.0	23:29.447
10	1:53.792	29.721	40.888	43.183	124.4	25:23.239

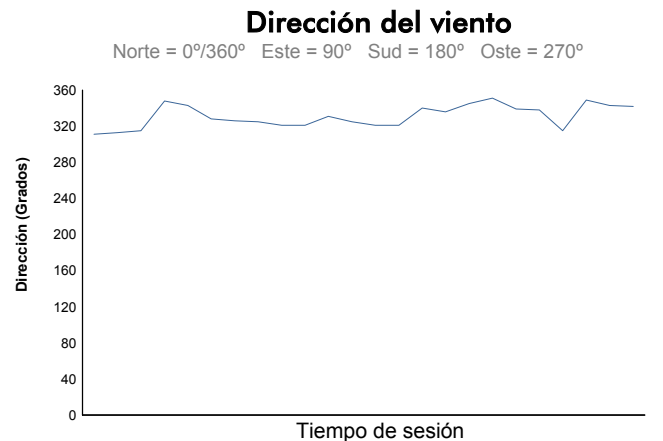
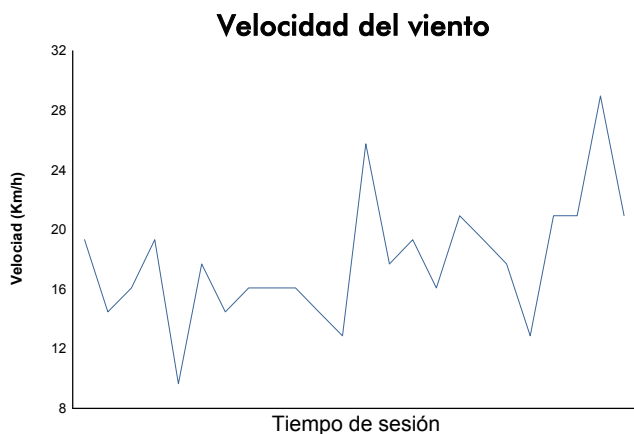
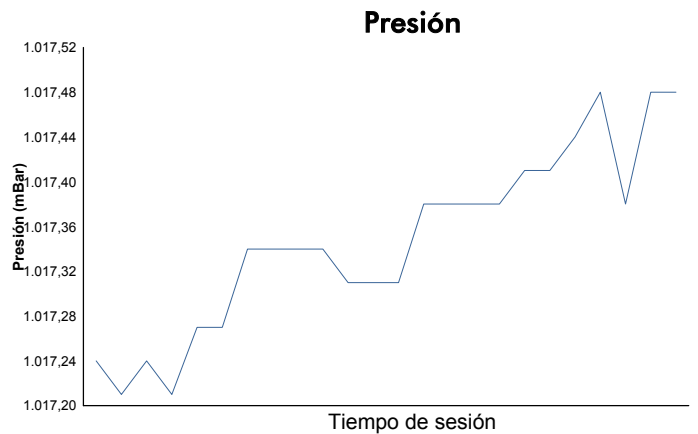
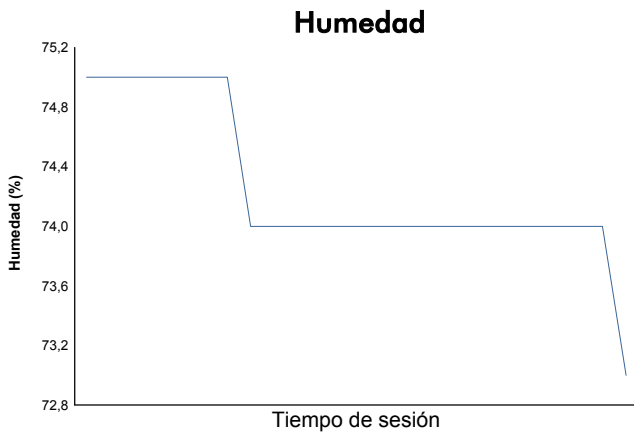
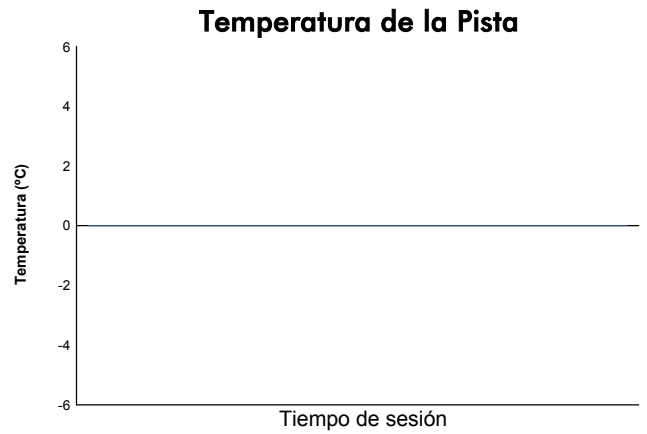
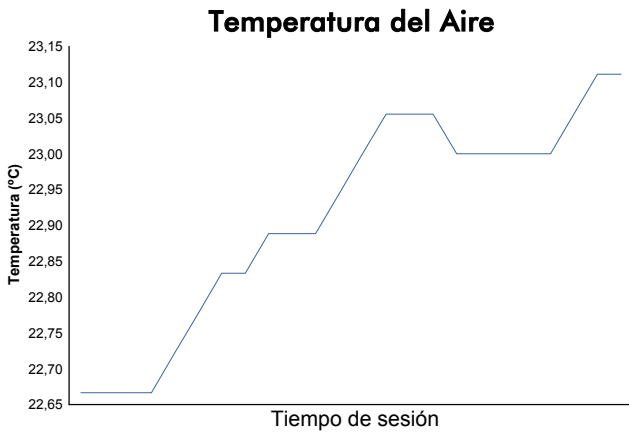
### 131 Julio César Simón Rubia

1	5:13.992	3:40.962	46.275	46.755	45.1	5:13.992
2	2:03.136	33.220	<b>44.256</b>	45.660	115.0	7:17.128
3	2:02.481	33.111	44.607	<b>44.763</b>	115.6	9:19.609
4	<b>2:02.453</b>	<b>32.751</b>	44.559	45.143	115.6	11:22.062
5	2:04.924	33.106	45.269	46.549	113.3	13:26.986



**CIV CTO INTERAUTONOMICO DE VELOCIDAD**  
COPA OPEN EASY RACE  
1er Entr Crono

Informe meteorológico



Estado de la pista: **SECO**