

# COPA BMW CIV MOTORLAND 2018 SUPERPOLE 1

## Clasificación

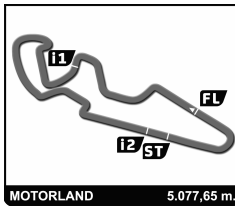
Nº	Piloto	Nac	Equipo	Moto	Neumaticos	Tiempo	Vlt.	Total	Dif.	Km/h	
1	7	JUAN MANUEL RUIZ ARROYO			SBK	<b>2:02.706</b>	2	3	-	-	149.0
2	74	MOISES LAZARAN FERNANDE			STK	2:02.983	5	6	+0.277	+0.277	148.6
3	4	MANUEL GARCIA BENEROSO			SBK	2:03.329	2	4	+0.623	+0.346	148.2
4	86	BORJA GOMEZ SETIEN			STK	2:03.669	6	7	+0.963	+0.340	147.8
5	888	BENJAMI VALLMANYA CUCUF			SBK	2:03.931	4	6	+1.225	+0.262	147.5
6	2	DAVID RASERO GOMEZ			STK	2:04.007	3	6	+1.301	+0.076	147.4
7	24	EDUARDO TEJERINA GONZAL			STK	2:04.528	4	6	+1.822	+0.521	146.8
8	3	JUAN CARLOS SANCHEZ MOF			SBK	2:04.889	4	5	+2.183	+0.361	146.3
9	21	SANTIAGO DE DIEGO RECUEF			STK	2:05.158	5	6	+2.452	+0.269	146.0
10	49	FRANCISCO GAMERO DOMINI			STK	2:05.427	6	9	+2.721	+0.269	145.7
11	76	JOSE ANGEL MENDOZA ARR/			STK	2:05.669	6	7	+2.963	+0.242	145.4
12	23	IVAN HERNANDEZ ALONSO			SBK	2:05.972	6	9	+3.266	+0.303	145.1
13	41	JOSE LLAMAS FERNANDEZ			SBK	2:06.890	5	9	+4.184	+0.918	144.0
14	48	MARCIO BOTTACIN			SBK	2:07.168	6	6	+4.462	+0.278	143.7
15	11	MANUEL SANTIAGO DE LA CF			SBK	2:07.277	6	7	+4.571	+0.109	143.6
16	15	JOSE CARLOS OTERO GONZ/			STK	2:07.692	2	4	+4.986	+0.415	143.1
17	64	JUAN CARLOS MARQUES PAI			STK	2:07.753	3	8	+5.047	+0.061	143.1
18	28	JACOB ALVARO MATA			SBK	2:08.155	5	9	+5.449	+0.402	142.6
19	8	JUAN CARLOS RICAURTE CAI			SBK	2:09.222	5	6	+6.516	+1.067	141.4
20	10	LUCIAN POP			SBK	2:09.341	4	6	+6.635	+0.119	141.3
21	14	PEDRO QUITANA COLL			SBK	2:09.382	4	6	+6.676	+0.041	141.3
22	34	ALBERTO RUIZ GUTIERREZ			SBK	2:15.625	6	8	+12.919	+6.243	134.8
23	36	JULIO CESAR HERRAEZ AMAI			SBK	2:17.197	2	4	+14.491	+1.572	133.2
24	44	JESÚS MOLINERO FERNANDE			SBK	2:19.700	3	6	+16.994	+2.503	130.8

Vuelta Rápida Vlt. 2 JUAN MANUEL RUIZ ARROYO 2:02.706 149.0 Kph

Hora de publicación: .....

Estado de la pista: **SECO**

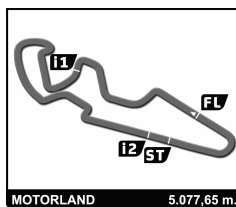
Director de carrera:	Cronometrador:
----------------------	----------------



# COPA BMW CIV MOTORLAND 2018 SUPERPOLE 1

Mejores tiempos de sector

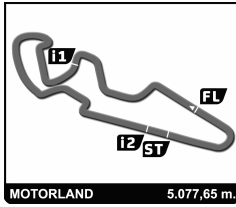
SECTOR 1			SECTOR 2			SECTOR 3			Pos	Piloto	Vuelta Ideal	Mejor Vuelta		
Pos	Piloto	Tiempo	Piloto	Tiempo	Piloto	Tiempo	Pos							
1	4	M.GARCIA BENEROSO	35.260	7	J.RUIZ ARROYO	1:06.278	74	M.LAZARAN FERNANDEZ	20.842	1	7	J.RUIZ ARROYO	2:02.706	2:02.706 (1)
2	86	B.GOMEZ SETIEN	35.435	4	M.GARCIA BENEROSO	1:06.428	7	J.RUIZ ARROYO	20.983	2	4	M.GARCIA BENEROSO	2:02.961	2:03.329 (3)
3	7	J.RUIZ ARROYO	35.445	74	M.LAZARAN FERNANDEZ	1:06.688	86	B.GOMEZ SETIEN	21.220	3	74	M.LAZARAN FERNANDEZ	2:02.983	2:02.983 (2)
4	2	D.RASERO GOMEZ	35.452	86	B.GOMEZ SETIEN	1:06.934	888	B.VALLMANYA CUCURULL	21.251	4	86	B.GOMEZ SETIEN	2:03.589	2:03.669 (4)
5	74	M.LAZARAN FERNANDEZ	35.453	2	D.RASERO GOMEZ	1:07.121	4	M.GARCIA BENEROSO	21.273	5	888	B.VALLMANYA CUCURULL	2:03.877	2:03.931 (5)
6	24	E.TEJERINA GONZALEZ	35.463	888	B.VALLMANYA CUCURULL	1:07.158	3	J.SANCHEZ MORA	21.324	6	2	D.RASERO GOMEZ	2:03.968	2:04.007 (6)
7	888	B.VALLMANYA CUCURULL	35.468	24	E.TEJERINA GONZALEZ	1:07.420	49	F.GAMERO DOMINGUEZ	21.339	7	24	E.TEJERINA GONZALEZ	2:04.421	2:04.528 (7)
8	3	J.SANCHEZ MORA	35.582	21	S.DE DIEGO RECUERO	1:07.504	23	I.HERNANDEZ ALONSO	21.389	8	3	J.SANCHEZ MORA	2:04.889	2:04.889 (8)
9	76	J.MENDOZA ARRANZ	35.710	3	J.SANCHEZ MORA	1:07.983	2	D.RASERO GOMEZ	21.395	9	21	S.DE DIEGO RECUERO	2:05.158	2:05.158 (9)
10	49	F.GAMERO DOMINGUEZ	35.732	23	I.HERNANDEZ ALONSO	1:08.076	24	E.TEJERINA GONZALEZ	21.538	10	49	F.GAMERO DOMINGUEZ	2:05.263	2:05.427 (10)
11	48	M.BOTTACIN	35.851	49	F.GAMERO DOMINGUEZ	1:08.192	11	M.SANTIAGO DE LA CRUZ	21.589	11	76	J.MENDOZA ARRANZ	2:05.669	2:05.669 (11)
12	21	S.DE DIEGO RECUERO	36.026	76	J.MENDOZA ARRANZ	1:08.263	21	S.DE DIEGO RECUERO	21.628	12	23	I.HERNANDEZ ALONSO	2:05.714	2:05.972 (12)
13	11	M.SANTIAGO DE LA CRUZ	36.237	41	J.LLAMAS FERNANDEZ	1:08.644	41	J.LLAMAS FERNANDEZ	21.637	13	11	M.SANTIAGO DE LA CRUZ	2:06.577	2:07.277 (15)
14	23	I.HERNANDEZ ALONSO	36.249	11	M.SANTIAGO DE LA CRUZ	1:08.751	76	J.MENDOZA ARRANZ	21.696	14	41	J.LLAMAS FERNANDEZ	2:06.615	2:06.890 (13)
15	41	J.LLAMAS FERNANDEZ	36.334	64	J.MARQUES PALLISER	1:08.853	64	J.MARQUES PALLISER	21.707	15	48	M.BOTTACIN	2:07.108	2:07.168 (14)
16	15	J.OTERO GONZALEZ	36.350	15	J.OTERO GONZALEZ	1:09.059	14	P.QUITANA COLL	21.920	16	15	J.OTERO GONZALEZ	2:07.362	2:07.692 (16)
17	10	L.POP	36.661	28	J.ALVARO MATA	1:09.161	15	J.OTERO GONZALEZ	21.953	17	64	J.MARQUES PALLISER	2:07.467	2:07.753 (17)
18	8	J.RICAURTE CASTILLA	36.796	48	M.BOTTACIN	1:09.226	28	J.ALVARO MATA	21.980	18	28	J.ALVARO MATA	2:08.087	2:08.155 (18)
19	64	J.MARQUES PALLISER	36.907	14	P.QUITANA COLL	1:09.686	10	L.POP	21.999	19	14	P.QUITANA COLL	2:08.716	2:09.382 (21)
20	28	J.ALVARO MATA	36.946	8	J.RICAURTE CASTILLA	1:09.771	48	M.BOTTACIN	22.031	20	8	J.RICAURTE CASTILLA	2:08.720	2:09.222 (19)
21	14	P.QUITANA COLL	37.110	10	L.POP	1:10.118	8	J.RICAURTE CASTILLA	22.153	21	10	L.POP	2:08.778	2:09.341 (20)
22	34	A.RUIZ GUTIERREZ	39.057	44	J.MOLINERO FERNANDEZ	1:13.297	34	A.RUIZ GUTIERREZ	22.640	22	34	A.RUIZ GUTIERREZ	2:15.280	2:15.625 (22)
23	36	J.HERRAEZ AMARO	39.093	34	A.RUIZ GUTIERREZ	1:13.583	36	J.HERRAEZ AMARO	23.638	23	44	J.MOLINERO FERNANDEZ	2:17.094	2:19.700 (24)
24	44	J.MOLINERO FERNANDEZ	39.769	36	J.HERRAEZ AMARO	1:14.466	44	J.MOLINERO FERNANDEZ	24.028	24	36	J.HERRAEZ AMARO	2:17.197	2:17.197 (23)



## COPA BMW CIV MOTORLAND 2018 SUPERPOLE 1

### Mejores Velocidades Máximas

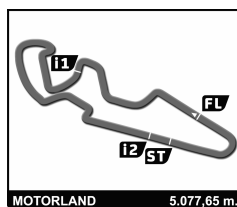
Piloto	Equipo	V.Max 1		V.Max 2		V. Max 3		V. Max 4		V.Max 5		Pro
		Km/h	Vlt.	Km/h	Vlt.	Km/h	Vlt.	Km/h	Vlt.	Km/h	Vlt.	
74 MOISES LAZARAN FERNANDEZ	STK	287.2	2	285.0	1	282.7	5	280.5	3	279.1	4	282,9
41 JOSE LLAMAS FERNANDEZ	SBK	282.7	8	282.0	5	280.5	3	279.8	4	279.1	2	280,8
76 JOSE ANGEL MENDOZA ARRAN	STK	282.7	2	279.1	1	279.1	6	277.6	3	276.2	5	278,9
2 DAVID RASERO GOMEZ	STK	282.0	2	282.0	5	279.8	3	279.1	1	279.1	4	280,4
8 JUAN CARLOS RICAURTE CAST	SBK	281.2	2	273.4	5	268.7	4	266.7	6	259.6	3	269,9
86 BORJA GOMEZ SETIEN	STK	281.2	2	281.2	4	279.8	3	279.1	6	272.7	1	278,8
888 BENJAMI VALLMANYA CUCURU	SBK	281.2	4	279.8	3	279.8	5	277.6	2	272.0	1	278,1
64 JUAN CARLOS MARQUES PALLI	STK	279.8	1	279.8	8	277.6	5	277.6	6	276.9	2	278,3
28 JACOB ALVARO MATA	SBK	279.1	2	279.1	5	278.4	4	278.4	8	277.6	3	278,5
15 JOSE CARLOS OTERO GONZALI	STK	278.4	2	264.1	3	260.2	1	257.1	4			265,0
21 SANTIAGO DE DIEGO RECUERO	STK	278.4	2	274.8	4	274.1	5	272.7	1	209.3	6	261,9
24 EDUARDO TEJERINA GONZALEZ	STK	278.4	2	277.6	1	276.9	3	275.5	4	275.5	5	276,8
14 PEDRO QUITANA COLL	SBK	277.6	3	276.9	5	275.5	4	273.4	6	272.0	1	275,1
3 JUAN CARLOS SANCHEZ MORA	SBK	276.2	2	273.4	3	272.0	4	262.1	1	210.5	5	258,8
4 MANUEL GARCIA BENEROSO	SBK	276.2	1	274.8	2	272.0	3	233.8	4			264,2
49 FRANCISCO GAMERO DOMINGU	STK	276.2	2	274.8	1	274.8	3	272.7	8	270.7	5	273,8
10 LUCIAN POP	SBK	275.5	5	272.7	1	271.4	3	270.7	4	268.7	2	271,8
48 MARCIO BOTTACIN	SBK	274.8	1	273.4	6	271.4	5	267.3	4	263.4	2	270,1
7 JUAN MANUEL RUIZ ARROYO	SBK	274.1	2	270.7	1	247.1	3					264,0
34 ALBERTO RUIZ GUTIERREZ	SBK	272.7	8	272.0	6	270.0	2	270.0	5	268.7	1	270,7
11 MANUEL SANTIAGO DE LA CRU:	SBK	270.7	2	269.3	6	266.0	5	265.4	4	257.8	3	265,8
23 IVAN HERNANDEZ ALONSO	SBK	267.3	2	267.3	3	267.3	6	267.3	7	266.7	8	267,2
36 JULIO CESAR HERRAEZ AMARC	SBK	252.3	2	244.3	4	241.1	3	235.3	1			243,3
44 JESÚS MOLINERO FERNANDEZ	SBK	246.6	2	241.6	1	235.8	3	224.5	5	218.6	4	233,4



# COPA BMW CIV MOTORLAND 2018 SUPERPOLE 1

## Secuencia de vueltas rápidas

Tiempo de sesión	Piloto	Equipo	Moto	Neumaticos	Tiempo	km/h	Vlt.
4:26.880	<b>24</b> EDUARDO TEJERINA GONZALEZ			STI	<b>2:06.777</b>	144.2	2
4:41.038	<b>2</b> DAVID RASERO GOMEZ			STI	<b>2:06.016</b>	145.0	2
5:02.837	<b>86</b> BORJA GOMEZ SETIEN			STI	<b>2:05.020</b>	146.2	2
5:47.270	<b>7</b> JUAN MANUEL RUIZ ARROYO			SBI	<b>2:02.706</b>	149.0	2



# COPA BMW CIV MOTORLAND 2018 SUPERPOLE 1

Vuelta a vuelta

■ Mejor Personal ■ Mejor de la sesión B Cruzando la línea de meta por el pit lane.

Vlt. Tiempo Sector 1 Sector 2 Sector 3 Km/h T. Sesión

2 DAVID RASERO GOMEZ						
1	2:35.022	59.131	1:14.450	21.441	279.1	2:35.022
2	2:06.016	35.684	1:08.936	21.396	282.0	4:41.038
3	2:04.007	35.452	1:07.141	21.414	279.8	6:45.045
4	2:04.135	35.619	1:07.121	21.395	279.1	8:49.180
5	2:04.279	35.563	1:07.285	21.431	282.0	10:53.459
6	2:15.891 B	37.586	1:09.668	28.637	275.5	13:09.350

3 JUAN CARLOS SANCHEZ MORA						
1	2:47.654	1:07.596	1:17.041	23.017	262.1	2:47.654
2	2:09.738	38.170	1:09.955	21.613	276.2	4:57.392
3	2:07.154	36.926	1:08.664	21.564	273.4	7:04.546
4	2:04.889	35.582	1:07.983	21.324	272.0	9:09.435
5	2:15.759 B	36.715	1:09.308	29.736	210.5	11:25.194

4 MANUEL GARCIA BENEROSO						
1	3:45.103	2:14.655	1:09.109	21.339	276.2	3:45.103
2	2:03.329	35.628	1:06.428	21.273	274.8	5:48.432
3	2:03.862	35.426	1:07.014	21.422	272.0	7:52.294
4	2:22.347 B	35.260	1:15.707	31.380	233.8	10:14.641

7 JUAN MANUEL RUIZ ARROYO						
1	3:44.564	2:14.069	1:09.108	21.387	270.7	3:44.564
2	2:02.706	35.445	1:06.278	20.983	274.1	5:47.270
3	2:19.449 B	36.400	1:13.103	29.946	247.1	8:06.719

8 JUAN CARLOS RICAUARTE CASTILLA						
1	2:48.781	1:10.222	1:15.126	23.433	252.3	2:48.781
2	2:12.147	38.477	1:11.517	22.153	281.2	5:00.928
3	2:12.590	37.115	1:12.872	22.603	259.6	7:13.518
4	2:09.426	36.796	1:10.124	22.506	268.7	9:22.944
5	2:09.222	36.917	1:09.771	22.534	273.4	11:32.166
6	2:17.267 B	36.893	1:10.564	29.810	266.7	13:49.433

10 LUCIAN POP						
1	3:19.900	1:40.870	1:16.616	22.414	272.7	3:19.900
2	2:11.206	37.114	1:11.901	22.191	268.7	5:31.106
3	2:09.704	36.888	1:10.817	21.999	271.4	7:40.810
4	2:09.341	36.956	1:10.118	22.267	270.7	9:50.151
5	2:09.467	36.661	1:10.689	22.117	275.5	11:59.618
6	2:29.095 B	36.796	1:17.409	34.890	149.8	14:28.713

11 MANUEL SANTIAGO DE LA CRUZ						
1	2:18.278	41.544	1:13.568	23.166	237.4	2:18.278
2	2:08.971	36.820	1:09.538	22.613	270.7	4:27.249
3	2:08.206	36.237	1:09.258	22.711	257.8	6:35.455
4	2:07.551	37.042	1:08.751	21.758	265.4	8:43.006

Vlt.	Tiempo	Sector 1	Sector 2	Sector 3	Km/h	T. Sesión
5	2:07.373	36.648	1:08.998	21.727	266.0	10:50.379
6	2:07.277	36.483	1:09.205	21.589	269.3	12:57.656
7	2:22.062 B	38.193	1:14.742	29.127	226.9	15:19.718

14 PEDRO QUITANA COLL						
1	6:07.277	4:29.399	1:15.301	22.577	272.0	6:07.277
2	2:13.683	38.203	1:13.415	22.065	270.0	8:20.960
3	2:09.740	37.384	1:10.436	21.920	277.6	10:30.700
4	2:09.382	37.678	1:09.686	22.018	275.5	12:40.082
5	2:16.700	37.110	1:17.169	22.421	276.9	14:56.782
6	2:17.136 B	37.306	1:12.450	27.380	273.4	17:13.918

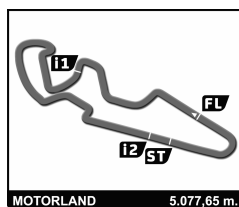
15 JOSE CARLOS OTERO GONZALEZ						
1	2:58.087	1:19.377	1:16.075	22.635	260.2	2:58.087
2	2:07.692	36.680	1:09.059	21.953	278.4	5:05.779
3	2:08.078	36.350	1:09.292	22.436	264.1	7:13.857
4	2:16.373 B	36.916	1:10.399	29.058	257.1	9:30.230

21 SANTIAGO DE DIEGO RECUERO						
1	2:54.585	1:15.985	1:16.784	21.816	272.7	2:54.585
2	2:06.630	36.894	1:08.065	21.671	278.4	5:01.215
3	2:34.012	38.475	1:31.225	24.312	203.4	7:35.227
4	2:20.082	46.007	1:12.437	21.638	274.8	9:55.309
5	2:05.158	36.026	1:07.504	21.628	274.1	12:00.467
6	2:30.082 B	41.850	1:15.697	32.535	209.3	14:30.549

23 IVAN HERNANDEZ ALONSO						
1	2:20.337	47.543	1:10.888	21.906	260.9	2:20.337
2	2:09.501	36.438	1:11.522	21.541	267.3	4:29.838
3	2:06.584	36.870	1:08.325	21.389	267.3	6:36.422
4	2:06.964	36.569	1:08.741	21.654	266.0	8:43.386
5	2:09.209	36.840	1:10.314	22.055	262.1	10:52.595
6	2:05.972	36.498	1:08.076	21.398	267.3	12:58.567
7	2:06.158	36.249	1:08.172	21.737	267.3	15:04.725
8	2:06.150	36.440	1:08.218	21.492	266.7	17:10.875
9	2:08.176	36.444	1:09.843	21.889	265.4	19:19.051

24 EDUARDO TEJERINA GONZALEZ						
1	2:20.103	47.222	1:10.808	22.073	277.6	2:20.103
2	2:06.777	36.262	1:08.625	21.890	278.4	4:26.880
3	2:05.477	35.978	1:07.790	21.709	276.9	6:32.357
4	2:04.528	35.463	1:07.420	21.645	275.5	8:36.885
5	2:04.721	35.737	1:07.446	21.538	275.5	10:41.606
6	2:26.647 B	43.696	1:12.922	30.029	271.4	13:08.253

28 JACOB ALVARO MATA						
1	2:32.785	55.212	1:14.402	23.171	276.2	2:32.785
2	2:10.372	37.741	1:10.277	22.354	279.1	4:43.157
3	2:09.487	37.121	1:09.964	22.402	277.6	6:52.644



# COPA BMW CIV MOTORLAND 2018 SUPERPOLE 1

Vuelta a vuelta

Mejor Personal Mejor de la sesión B Cruzando la línea de meta por el pit lane.

Vlt.	Tiempo	Sector 1	Sector 2	Sector 3	Km/h	T. Sesión
4	2:09.796	37.294	1:10.522	21.980	278.4	9:02.440
5	2:08.155	36.946	1:09.161	22.048	279.1	11:10.595
6	2:08.792	37.065	1:09.705	22.022	276.2	13:19.387
7	2:09.685	37.210	1:10.265	22.210	277.6	15:29.072
8	2:09.443	37.228	1:10.011	22.204	278.4	17:38.515
9	2:23.852B	37.787	1:15.759	30.306	235.8	20:02.367

34 ALBERTO RUIZ GUTIERREZ						
1	2:40.778	1:00.554	1:17.340	22.884	268.7	2:40.778
2	2:15.636	39.127	1:13.869	22.640	270.0	4:56.414
3	2:17.667	39.740	1:14.496	23.431	257.1	7:14.081
4	2:16.419	39.057	1:14.467	22.895	266.0	9:30.500
5	2:16.377	39.482	1:14.121	22.774	270.0	11:46.877
6	2:15.625	39.370	1:13.583	22.672	272.0	14:02.502
7	2:16.559	39.441	1:14.226	22.892	268.7	16:19.061
8	2:28.946B	40.301	1:17.701	30.944	272.7	18:48.007

36 JULIO CESAR HERRAEZ AMARO						
1	3:23.872	1:42.538	1:17.225	24.109	235.3	3:23.872
2	2:17.197	39.093	1:14.466	23.638	252.3	5:41.069
3	2:17.435	39.136	1:14.594	23.705	241.1	7:58.504
4	2:25.365B	39.602	1:14.857	30.906	244.3	10:23.869

41 JOSE LLAMAS FERNANDEZ						
1	2:47.909	1:12.161	1:13.248	22.500	278.4	2:47.909
2	2:09.030	37.035	1:10.123	21.872	279.1	4:56.939
3	2:08.081	36.896	1:09.078	22.107	280.5	7:05.020
4	2:07.614	36.859	1:09.063	21.692	279.8	9:12.634
5	2:06.890	36.609	1:08.644	21.637	282.0	11:19.524
6	2:07.920	36.769	1:09.399	21.752	278.4	13:27.444
7	2:07.105	36.334	1:08.832	21.939	266.0	15:34.549
8	2:07.075	36.451	1:08.961	21.663	282.7	17:41.624
9	2:17.978B	36.957	1:13.011	28.010	260.2	19:59.602

44 JESÚS MOLINERO FERNANDEZ						
1	2:21.996	42.648	1:15.320	24.028	241.6	2:21.996
2	2:42.834	43.938	1:13.297	45.599	246.6	5:04.830
3	2:19.700	41.274	1:14.169	24.257	235.8	7:24.530
4	2:32.906	39.769	1:27.991	25.146	218.6	9:57.436
5	2:20.447	40.143	1:15.760	24.544	224.5	12:17.883
6	2:51.589B	47.062	1:33.605	30.922	218.2	15:09.472

48 MARCIO BOTTACIN						
1	2:43.252	1:08.069	1:12.442	22.741	274.8	2:43.252
2	2:08.946	36.693	1:09.845	22.408	263.4	4:52.198
3	2:36.909	59.247	1:14.928	22.734	263.4	7:29.107
4	2:28.966B	40.511	1:17.379	31.076	267.3	9:58.073
5	6:58.558	5:27.085	1:09.442	22.031	271.4	16:56.631
6	2:07.168	35.851	1:09.226	22.091	273.4	19:03.799

49 FRANCISCO GAMERO DOMINGUEZ						
1	2:38.501	1:04.361	1:12.589	21.551	274.8	2:38.501
2	2:07.300	36.650	1:08.990	21.660	276.2	4:45.801
3	2:07.629	36.855	1:09.083	21.691	274.8	6:53.430
4	2:08.219	36.759	1:09.842	21.618	267.3	9:01.649
5	2:06.111	35.962	1:08.583	21.566	270.7	11:07.760
6	2:05.427	35.896	1:08.192	21.339	266.0	13:13.187
7	2:07.727	36.114	1:09.720	21.893	258.4	15:20.914
8	2:05.488	35.732	1:08.297	21.459	272.7	17:26.402
9	2:05.938	35.977	1:08.308	21.653	269.3	19:32.340

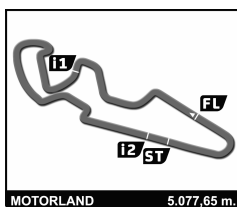
64 JUAN CARLOS MARQUES PALLISEF						
1	2:36.544	1:02.244	1:12.476	21.824	279.8	2:36.544
2	2:08.787	37.352	1:09.672	21.763	276.9	4:45.331
3	2:07.753	37.015	1:08.853	21.885	276.9	6:53.084
4	2:10.257	37.538	1:10.713	22.006	266.0	9:03.341
5	2:07.818	36.907	1:09.204	21.707	277.6	11:11.159
6	2:08.606	36.999	1:09.736	21.871	277.6	13:19.765
7	2:09.809	37.081	1:10.661	22.067	276.9	15:29.574
8	2:13.366B	37.165	1:09.930	26.271	279.8	17:42.940

74 MOISES LAZARAN FERNANDEZ						
1	2:35.316	1:01.973	1:11.999	21.344	285.0	2:35.316
2	2:07.981	36.367	1:09.466	22.148	287.2	4:43.297
3	2:05.252	35.664	1:08.432	21.156	280.5	6:48.549
4	2:04.177	35.528	1:07.349	21.300	279.1	8:52.726
5	2:02.983	35.453	1:06.688	20.842	282.7	10:55.709
6	2:15.821B	35.939	1:11.646	28.236	269.3	13:11.530

76 JOSE ANGEL MENDOZA ARRANZ						
1	2:57.822	1:21.637	1:14.048	22.137	279.1	2:57.822
2	2:08.697	37.397	1:09.571	21.729	282.7	5:06.519
3	2:08.604	37.731	1:08.999	21.874	277.6	7:15.123
4	2:16.061B	36.625	1:09.932	29.504	244.3	9:31.184
5	5:53.601	4:22.008	1:09.490	22.103	276.2	15:24.785
6	2:05.669	35.710	1:08.263	21.696	279.1	17:30.454
7	2:23.520B	37.927	1:13.309	32.284	235.8	19:53.974

86 BORJA GOMEZ SETIEN						
1	2:57.817	1:23.181	1:12.651	21.985	272.7	2:57.817
2	2:05.020	35.950	1:07.676	21.394	281.2	5:02.837
3	2:05.074	35.771	1:08.010	21.293	279.8	7:07.911
4	2:04.857	35.672	1:07.652	21.533	281.2	9:12.768
5	2:04.452	35.435	1:07.368	21.649	271.4	11:17.220
6	2:03.669	35.515	1:06.934	21.220	279.1	13:20.889
7	2:18.059B	37.293	1:13.145	27.621	252.9	15:38.948

888 BENJAMI VALLMANYA CUCURULL						
--------------------------------	--	--	--	--	--	--

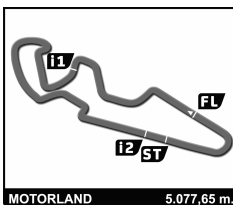


## COPA BMW CIV MOTORLAND 2018 SUPERPOLE 1

Vuelta a vuelta

■ Mejor Personal ■ Mejor de la sesión B Cruzando la línea de meta por el pit lane.

Vlt.	Tiempo	Sector 1	Sector 2	Sector 3	Km/h	T. Sesión	Vlt.	Tiempo	Sector 1	Sector 2	Sector 3	Km/h	T. Sesión
1	3:15.336	1:42.556	1:11.078	21.702	272.0	3:15.336							
2	2:05.320	36.287	1:07.782	<b>21.251</b>	277.6	5:20.656							
3	2:04.436	35.527	1:07.540	21.369	279.8	7:25.092							
4	<b>2:03.931</b>	<b>35.468</b>	<b>1:07.158</b>	21.305	281.2	9:29.023							
5	2:05.653	36.234	1:08.093	21.326	279.8	11:34.676							
6	2:15.446 <b>B</b>	36.725	1:09.160	29.561	262.1	13:50.122							



# COPA BMW CIV MOTORLAND 2018 SUPERPOLE 2

## Clasificación

Nº	Piloto	Nac	Equipo	Moto	Neumaticos	Tiempo	Vlt.	Total	Dif.	Km/h	
1	2	DAVID RASERO GOMEZ			STK	<b>2:00.398</b>	2	3	-	-	<b>151.8</b>
2	4	MANUEL GARCIA BENEROSO			SBK	<b>2:01.657</b>	3	4	+1.259	+1.259	<b>150.2</b>
3	888	BENJAMI VALLMANYA CUCUF			SBK	<b>2:03.105</b>	2	3	+2.707	+1.448	<b>148.5</b>
4	3	JUAN CARLOS SANCHEZ MOF			SBK	<b>2:04.043</b>	3	4	+3.645	+0.938	<b>147.3</b>
5	74	MOISES LAZARAN FERNANDE			STK	<b>2:04.169</b>	2	4	+3.771	+0.126	<b>147.2</b>
6	86	BORJA GOMEZ SETIEN			STK	<b>2:04.222</b>	3	4	+3.824	+0.053	<b>147.1</b>
7	23	IVAN HERNANDEZ ALONSO			SBK	<b>2:04.274</b>	2	3	+3.876	+0.052	<b>147.1</b>
8	21	SANTIAGO DE DIEGO RECUEF			STK	<b>2:04.544</b>	3	4	+4.146	+0.270	<b>146.8</b>
9	49	FRANCISCO GAMERO DOMINI			STK	<b>2:04.646</b>	3	3	+4.248	+0.102	<b>146.6</b>
10	24	EDUARDO TEJERINA GONZAL			STK	<b>2:04.723</b>	4	4	+4.325	+0.077	<b>146.5</b>
11	48	MARCIO BOTTACIN			SBK	<b>2:05.108</b>	2	3	+4.710	+0.385	<b>146.1</b>
12	41	JOSE LLAMAS FERNANDEZ			SBK	<b>2:05.922</b>	2	3	+5.524	+0.814	<b>145.1</b>
13	11	MANUEL SANTIAGO DE LA CF			SBK	<b>2:07.839</b>	2	4	+7.441	+1.917	<b>143.0</b>
14	7	JUAN MANUEL RUIZ ARROYO			SBK	<b>2:15.197</b>	2	3	+14.799	+7.358	<b>135.2</b>

No clasificados:

76 JOSE ANGEL MENDOZA ARR

STK

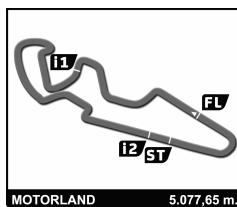
Vuelta Rápida	Vlt. 2	DAVID RASERO GOMEZ	<b>2:00.398</b>	151.8 Kph
---------------	--------	--------------------	-----------------	-----------

Hora de publicación: .....

Estado de la pista: **SECO**

Director de carrera:	Cronometrador:
----------------------	----------------

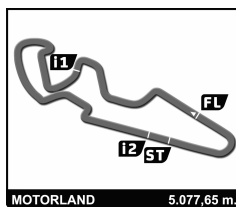




## COPA BMW CIV MOTORLAND 2018 SUPERPOLE 2

Mejores tiempos de sector

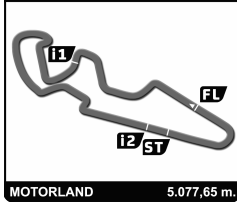
SECTOR 1			SECTOR 2			SECTOR 3			Pos	Piloto	Vuelta Ideal	Mejor Vuelta
Pos	Piloto	Tiempo	Piloto	Tiempo	Piloto	Tiempo						
1	2 D.RASERO GOMEZ	34.319	2 D.RASERO GOMEZ	1:05.131	4 M.GARCIA BENEROSO	20.869	1	2 D.RASERO GOMEZ	2:00.398	2:00.398	(1)	
2	7 J.RUIZ ARROYO	34.697	4 M.GARCIA BENEROSO	1:05.702	74 M.LAZARAN FERNANDEZ	20.945	2	4 M.GARCIA BENEROSO	2:01.360	2:01.657	(2)	
3	4 M.GARCIA BENEROSO	34.789	888 B.VALLMANYA CUCURULL	1:06.603	2 D.RASERO GOMEZ	20.948	3	3 J.SANCHEZ MORA	2:02.939	2:04.043	(4)	
4	3 J.SANCHEZ MORA	35.192	3 J.SANCHEZ MORA	1:06.767	3 J.SANCHEZ MORA	20.980	4	888 B.VALLMANYA CUCURULL	2:03.105	2:03.105	(3)	
5	888 B.VALLMANYA CUCURULL	35.482	86 B.GOMEZ SETIEN	1:07.148	888 B.VALLMANYA CUCURULL	21.020	5	74 M.LAZARAN FERNANDEZ	2:03.988	2:04.169	(5)	
6	86 B.GOMEZ SETIEN	35.553	24 E.TEJERINA GONZALEZ	1:07.248	23 I.HERNANDEZ ALONSO	21.078	6	23 I.HERNANDEZ ALONSO	2:04.027	2:04.274	(7)	
7	49 F.GAMERO DOMINGUEZ	35.583	23 I.HERNANDEZ ALONSO	1:07.279	49 F.GAMERO DOMINGUEZ	21.224	7	86 B.GOMEZ SETIEN	2:04.057	2:04.222	(6)	
8	74 M.LAZARAN FERNANDEZ	35.662	21 S.DE DIEGO RECUERO	1:07.355	48 M.BOTTACIN	21.334	8	21 S.DE DIEGO RECUERO	2:04.496	2:04.544	(8)	
9	23 I.HERNANDEZ ALONSO	35.670	74 M.LAZARAN FERNANDEZ	1:07.381	41 J.LLAMAS FERNANDEZ	21.344	9	49 F.GAMERO DOMINGUEZ	2:04.610	2:04.646	(9)	
10	21 S.DE DIEGO RECUERO	35.784	49 F.GAMERO DOMINGUEZ	1:07.803	86 B.GOMEZ SETIEN	21.356	10	24 E.TEJERINA GONZALEZ	2:04.723	2:04.723	(10)	
11	48 M.BOTTACIN	35.830	48 M.BOTTACIN	1:07.944	21 S.DE DIEGO RECUERO	21.357	11	48 M.BOTTACIN	2:05.108	2:05.108	(11)	
12	24 E.TEJERINA GONZALEZ	35.863	41 J.LLAMAS FERNANDEZ	1:08.422	24 E.TEJERINA GONZALEZ	21.612	12	41 J.LLAMAS FERNANDEZ	2:05.864	2:05.922	(12)	
13	41 J.LLAMAS FERNANDEZ	36.098	11 M.SANTIAGO DE LA CRUZ	1:09.312	11 M.SANTIAGO DE LA CRUZ	21.697	13	11 M.SANTIAGO DE LA CRUZ	2:07.839	2:07.839	(13)	
14	11 M.SANTIAGO DE LA CRUZ	36.830	7 J.RUIZ ARROYO	1:16.646	7 J.RUIZ ARROYO	23.205	14	7 J.RUIZ ARROYO	2:14.548	2:15.197	(14)	



## COPA BMW CIV MOTORLAND 2018 SUPERPOLE 2

### Mejores Velocidades Máximas

Piloto	Equipo	V.Max 1		V.Max 2		V. Max 3		V. Max 4		V.Max 5		Pro
		Km/h	Vlt.	Km/h	Vlt.	Km/h	Vlt.	Km/h	Vlt.	Km/h	Vlt.	
74 MOISES LAZARAN FERNANDEZ	STK	285.0	2	282.0	3	279.8	4	279.1	1			281,5
888 BENJAMI VALLMANYA CUCURU	SBK	282.7	2	282.7	3	277.6	1					281,0
86 BORJA GOMEZ SETIEN	STK	281.2	2	279.8	3	277.6	4	274.8	1			278,4
41 JOSE LLAMAS FERNANDEZ	SBK	280.5	3	279.8	2	277.6	1					279,3
2 DAVID RASERO GOMEZ	STK	279.8	2	279.1	1	262.1	3					273,7
3 JUAN CARLOS SANCHEZ MORA	SBK	278.4	2	277.6	3	274.1	4	273.4	1			275,9
11 MANUEL SANTIAGO DE LA CRU:	SBK	277.6	2	274.8	3	253.5	1	202.2	4			252,0
4 MANUEL GARCIA BENEROSO	SBK	276.9	2	272.7	3	247.1	1	244.9	4			260,4
24 EDUARDO TEJERINA GONZALE:	STK	276.9	3	276.9	4	275.5	1	275.5	2			276,2
49 FRANCISCO GAMERO DOMINGU	STK	273.4	3	270.7	2	270.0	1					271,4
21 SANTIAGO DE DIEGO RECUERO	STK	272.7	3	266.0	1	264.7	2	210.5	4			253,5
23 IVAN HERNANDEZ ALONSO	SBK	270.7	2	262.1	3	245.5	1					259,4
48 MARCIO BOTTACIN	SBK	265.4	2	255.3	1	169.3	3					230,0
7 JUAN MANUEL RUIZ ARROYO	SBK	216.9	2	216.9	3	196.7	1					210,2
76 JOSE ANGEL MENDOZA ARRAN	STK											



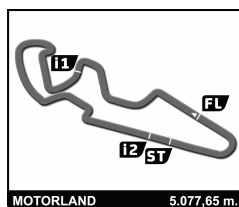
# COPA BMW

## CIV MOTORLAND 2018

### SUPERPOLE 2

#### Secuencia de vueltas rápidas

Tiempo de sesión	Piloto	Equipo	Moto	Neumaticos	Tiempo	km/h	Vlt.
4:04.444	2 DAVID RASERO GOMEZ			STI	2:00.398	151.8	2

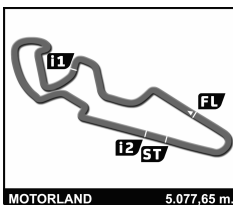


# COPA BMW CIV MOTORLAND 2018 SUPERPOLE 2

Vuelta a vuelta

■ Mejor Personal ■ Mejor de la sesión ■ Cruzando la línea de meta por el pit lane.

Vlt.	Tiempo	Sector 1	Sector 2	Sector 3	Km/h	T. Sesión	Vlt.	Tiempo	Sector 1	Sector 2	Sector 3	Km/h	T. Sesión
<b>2</b>	<b>DAVID RASERO GOMEZ</b>						<b>41</b>	<b>JOSE LLAMAS FERNANDEZ</b>					
1	2:04.046	35.449	1:07.276	21.321	279.1	2:04.046	1	4:40.432	3:10.250	1:08.532	21.650	277.6	4:40.432
2	<b>2:00.398</b>	<b>34.319</b>	<b>1:05.131</b>	<b>20.948</b>	279.8	4:04.444	2	<b>2:05.922</b>	36.156	<b>1:08.422</b>	<b>21.344</b>	279.8	6:46.354
3	2:14.452B	37.375	1:09.547	27.530	262.1	6:18.896	3	2:06.226	<b>36.098</b>	1:08.484	21.644	280.5	8:52.580
<b>3</b>	<b>JUAN CARLOS SANCHEZ MORA</b>						<b>48</b>	<b>MARCIO BOTTACIN</b>					
1	2:22.101	49.761	1:10.484	21.856	273.4	2:22.101	1	2:22.701	49.753	1:11.018	21.930	255.3	2:22.701
2	2:04.420	35.867	1:07.573	<b>20.980</b>	278.4	4:26.521	2	<b>2:05.108</b>	<b>35.830</b>	<b>1:07.944</b>	<b>21.334</b>	265.4	4:27.809
3	<b>2:04.043</b>	35.453	1:07.593	20.997	277.6	6:30.564	3	2:42.031B	46.337	1:20.678	35.016	169.3	7:09.840
4	2:11.105B	<b>35.192</b>	<b>1:06.767</b>	29.146	274.1	8:41.669							
<b>4</b>	<b>MANUEL GARCIA BENEROSO</b>						<b>49</b>	<b>FRANCISCO GAMERO DOMINGUEZ</b>					
1	2:16.864	40.350	1:14.006	22.508	247.1	2:16.864	1	4:39.584	3:09.607	1:08.714	21.263	270.0	4:39.584
2	2:02.987	35.497	1:06.621	<b>20.869</b>	276.9	4:19.851	2	2:04.883	35.697	1:07.962	<b>21.224</b>	270.7	6:44.467
3	<b>2:01.657</b>	<b>34.789</b>	<b>1:05.702</b>	21.166	272.7	6:21.508	3	<b>2:04.646</b>	<b>35.583</b>	<b>1:07.803</b>	21.260	273.4	8:49.113
4	2:19.854B	37.177	1:12.697	29.980	244.9	8:41.362							
<b>7</b>	<b>JUAN MANUEL RUIZ ARROYO</b>						<b>74</b>	<b>MOISES LAZARAN FERNANDEZ</b>					
1	2:30.815	48.417	1:17.366	25.032	196.7	2:30.815	1	2:22.000	50.104	1:10.224	21.672	279.1	2:22.000
2	<b>2:15.197</b>	35.346	<b>1:16.646</b>	<b>23.205</b>	216.9	4:46.012	2	<b>2:04.169</b>	35.734	1:07.490	<b>20.945</b>	285.0	4:26.169
3	2:22.344	<b>34.697</b>	1:23.071	24.576	216.9	7:08.356	3	2:04.190	<b>35.662</b>	<b>1:07.381</b>	21.147	282.0	6:30.359
4							4	2:12.269	43.686	1:07.412	21.171	279.8	8:42.628
<b>11</b>	<b>MANUEL SANTIAGO DE LA CRUZ</b>						<b>86</b>	<b>BORJA GOMEZ SETIEN</b>					
1	2:22.818	48.698	1:11.404	22.716	253.5	2:22.818	1	2:21.745	48.995	1:11.031	21.719	274.8	2:21.745
2	<b>2:07.839</b>	<b>36.830</b>	<b>1:09.312</b>	<b>21.697</b>	277.6	4:30.657	2	2:04.263	35.759	<b>1:07.148</b>	<b>21.356</b>	281.2	4:26.008
3	2:08.727	37.111	1:09.605	22.011	274.8	6:39.384	3	<b>2:04.222</b>	<b>35.553</b>	1:07.298	21.371	279.8	6:30.230
4	2:37.971B	37.449	1:30.090	30.432	202.2	9:17.355	4	2:18.371B	41.922	1:10.315	26.134	277.6	8:48.601
<b>21</b>	<b>SANTIAGO DE DIEGO RECUERO</b>						<b>888</b>	<b>BENJAMI VALLMANYA CUCURULL</b>					
1	2:34.933	1:01.606	1:11.032	22.295	266.0	2:34.933	1	3:18.839	1:50.295	1:07.417	21.127	277.6	3:18.839
2	2:12.409	<b>35.784</b>	1:14.516	22.109	264.7	4:47.342	2	<b>2:03.105</b>	<b>35.482</b>	<b>1:06.603</b>	<b>21.020</b>	282.7	5:21.944
3	<b>2:04.544</b>	35.832	<b>1:07.355</b>	<b>21.357</b>	272.7	6:51.886	3	2:03.869	35.562	1:06.873	21.434	282.7	7:25.813
4	2:38.395B	46.084	1:21.728	30.583	210.5	9:30.281							
<b>23</b>	<b>IVAN HERNANDEZ ALONSO</b>												
1	2:17.247	41.798	1:12.935	22.514	245.5	2:17.247							
2	<b>2:04.274</b>	35.917	<b>1:07.279</b>	<b>21.078</b>	270.7	4:21.521							
3	2:10.454B	<b>35.670</b>	1:08.686	26.098	262.1	6:31.975							
<b>24</b>	<b>EDUARDO TEJERINA GONZALEZ</b>												
1	2:45.314	1:11.735	1:11.760	21.819	275.5	2:45.314							
2	2:05.914	36.024	1:08.079	21.811	275.5	4:51.228							
3	2:06.018	36.091	1:08.045	21.882	276.9	6:57.246							
4	<b>2:04.723</b>	<b>35.863</b>	<b>1:07.248</b>	<b>21.612</b>	276.9	9:01.969							



# COPA BMW CIV MOTORLAND 2018 SUPERPOLE 3

## Clasificación

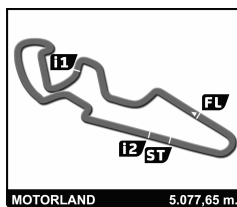
Nº	Piloto	Nac	Equipo	Moto	Neumaticos	Tiempo	Vlt.	Total	Dif.	Km/h	
1	5	ALBERTO SERRANO LOPEZ			SBK	<b>1:59.468</b>	3	4	-	-	<b>153.0</b>
2	31	ALEXANDER GARCIA PONCE			STK	<b>1:59.512</b>	4	4	+0.044	+0.044	<b>152.9</b>
3	88	JOSE ANTONIO GODIA MILLA			STK	<b>2:00.659</b>	2	4	+1.191	+1.147	<b>151.5</b>
4	81	EDUARDO SALVADOR VERA			SBK	<b>2:00.974</b>	2	2	+1.506	+0.315	<b>151.1</b>
5	4	MANUEL GARCIA BENEROSO			SBK	<b>2:01.571</b>	2	3	+2.103	+0.597	<b>150.3</b>
6	3	JUAN CARLOS SANCHEZ MOF			SBK	<b>2:02.226</b>	2	4	+2.758	+0.655	<b>149.5</b>
7	2	DAVID RASERO GOMEZ			STK	<b>2:02.344</b>	2	4	+2.876	+0.118	<b>149.4</b>
8	26	JAVIER PASCUAL MORENO			SBK	<b>2:02.636</b>	3	3	+3.168	+0.292	<b>149.0</b>
9	888	BENJAMI VALLMANYA CUCUF			SBK	<b>2:03.542</b>	2	4	+4.074	+0.906	<b>147.9</b>

Vuelta Rápida	Vlt. 3	ALBERTO SERRANO LOPEZ	<b>1:59.468</b>	153.0 Kph
---------------	--------	-----------------------	-----------------	-----------

Hora de publicación: .....

Estado de la pista: **SECO**

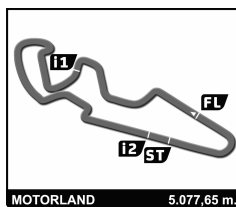
Director de carrera:	Cronometrador:
----------------------	----------------



## COPA BMW CIV MOTORLAND 2018 SUPERPOLE 3

### Mejores tiempos de sector

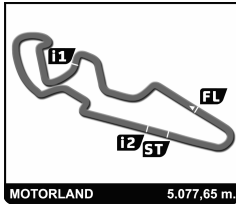
SECTOR 1			SECTOR 2		SECTOR 3		Pos	Piloto	Vuelta Ideal	Mejor Vuelta
Pos	Piloto	Tiempo	Piloto	Tiempo	Piloto	Tiempo				
1	81 E.SALVADOR VERA	34.206	5 A.SERRANO LOPEZ	1:04.650	5 A.SERRANO LOPEZ	20.419	1	5 A.SERRANO LOPEZ	1:59.378	1:59.468 (1)
2	2 D.RASERO GOMEZ	34.248	31 A.GARCIA PONCE	1:04.707	31 A.GARCIA PONCE	20.450	2	31 A.GARCIA PONCE	1:59.495	1:59.512 (2)
3	5 A.SERRANO LOPEZ	34.309	88 J.GODIA MILLAN	1:05.345	2 D.RASERO GOMEZ	20.665	3	88 J.GODIA MILLAN	2:00.337	2:00.659 (3)
4	88 J.GODIA MILLAN	34.322	81 E.SALVADOR VERA	1:05.623	88 J.GODIA MILLAN	20.670	4	81 E.SALVADOR VERA	2:00.651	2:00.974 (4)
5	31 A.GARCIA PONCE	34.338	4 M.GARCIA BENEROSO	1:05.942	81 E.SALVADOR VERA	20.822	5	4 M.GARCIA BENEROSO	2:01.571	2:01.571 (5)
6	3 J.SANCHEZ MORA	34.653	3 J.SANCHEZ MORA	1:06.300	4 M.GARCIA BENEROSO	20.902	6	2 D.RASERO GOMEZ	2:01.959	2:02.344 (7)
7	4 M.GARCIA BENEROSO	34.727	888 B.VALLMANYA CUCURULL	1:06.387	26 J.PASCUAL MORENO	20.961	7	3 J.SANCHEZ MORA	2:01.993	2:02.226 (6)
8	26 J.PASCUAL MORENO	34.824	26 J.PASCUAL MORENO	1:06.632	3 J.SANCHEZ MORA	21.040	8	26 J.PASCUAL MORENO	2:02.417	2:02.636 (8)
9	888 B.VALLMANYA CUCURULL	35.641	2 D.RASERO GOMEZ	1:07.046	888 B.VALLMANYA CUCURULL	21.095	9	888 B.VALLMANYA CUCURULL	2:03.123	2:03.542 (9)



## COPA BMW CIV MOTORLAND 2018 SUPERPOLE 3

### Mejores Velocidades Máximas

Piloto	Equipo	V.Max 1		V.Max 2		V. Max 3		V. Max 4		V.Max 5		Pro
		Km/h	Vlt.	Km/h	Vlt.	Km/h	Vlt.	Km/h	Vlt.	Km/h	Vlt.	
888 BENJAMI VALLMANYA	CUCURU	SBK	<b>282.7</b>	2	279.1	3	278.4	1	248.3	4		272,1
81 EDUARDO SALVADOR VERA		SBK	<b>282.7</b>	2	261.5	1						272,1
26 JAVIER PASCUAL MORENO		SBK	<b>279.8</b>	2	279.8	3	279.1	1				279,6
2 DAVID RASERO GOMEZ		STK	<b>279.1</b>	1	273.4	2	266.0	3	207.3	4		256,5
5 ALBERTO SERRANO LOPEZ		SBK	<b>279.1</b>	2	279.1	3	279.1	4	278.4	1		278,9
31 ALEXANDER GARCIA PONCE		STK	<b>279.1</b>	2	279.1	4	276.9	3	275.5	1		277,7
4 MANUEL GARCIA BENEROSO		SBK	<b>274.8</b>	2	260.2	1	240.5	3				258,5
3 JUAN CARLOS SANCHEZ MORA		SBK	<b>274.1</b>	2	272.7	1	272.0	3	193.5	4		253,1
88 JOSE ANTONIO GODIA MILLAN		STK	<b>269.3</b>	2	268.7	1	268.0	3	268.0	4		268,5

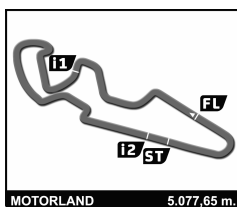


## COPA BMW CIV MOTORLAND 2018 SUPERPOLE 3

### Secuencia de vueltas rápidas

Tiempo de sesión	Piloto	Equipo	Moto	Neumaticos	Tiempo	km/h	Vlt.
4:13.468	<b>88</b> JOSE ANTONIO GODIA MILLAN			STI	<b>2:00.659</b>	151.5	2
4:21.043	<b>5</b> ALBERTO SERRANO LOPEZ			SBI	<b>2:00.521</b>	151.7	2
4:26.888	<b>31</b> ALEXANDER GARCIA PONCE			STI	<b>2:00.028</b>	152.3	2
6:20.511	<b>5</b> ALBERTO SERRANO LOPEZ			SBI	<b>1:59.468</b>	153.0	3



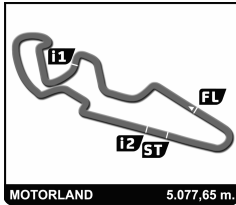


# COPA BMW CIV MOTORLAND 2018 SUPERPOLE 3

Vuelta a vuelta

■ Mejor Personal ■ Mejor de la sesión B Cruzando la línea de meta por el pit lane.

Vlt.	Tiempo	Sector 1	Sector 2	Sector 3	Km/h	T. Sesión	Vlt.	Tiempo	Sector 1	Sector 2	Sector 3	Km/h	T. Sesión
<b>2</b> DAVID RASERO GOMEZ							<b>888</b> BENJAMI VALLMANYA CUCURULL						
1	2:13.342	45.168	1:07.509	20.665	279.1	2:13.342	1	2:39.412	1:11.045	1:07.272	21.095	278.4	2:39.412
2	2:02.344	34.248	1:07.046	21.050	273.4	4:15.686	2	2:03.542	35.967	1:06.387	21.188	282.7	4:42.954
3	2:06.605	34.683	1:09.686	22.236	266.0	6:22.291	3	2:04.463	35.641	1:07.327	21.495	279.1	6:47.417
4	2:32.380B	37.182	1:23.111	32.087	207.3	8:54.671	4	2:15.529B	36.834	1:09.771	28.924	248.3	9:02.946
<b>3</b> JUAN CARLOS SANCHEZ MORA													
1	2:33.305	1:03.962	1:08.018	21.325	272.7	2:33.305							
2	2:02.226	34.886	1:06.300	21.040	274.1	4:35.531							
3	2:02.365	34.653	1:06.668	21.044	272.0	6:37.896							
4	2:07.571	34.847	1:08.734	23.990	193.5	8:45.467							
<b>4</b> MANUEL GARCIA BENEROSO													
1	2:53.654	1:21.347	1:10.496	21.811	260.2	2:53.654							
2	2:01.571	34.727	1:05.942	20.902	274.8	4:55.225							
3	2:20.475B	34.997	1:17.337	28.141	240.5	7:15.700							
<b>5</b> ALBERTO SERRANO LOPEZ													
1	2:20.522	52.907	1:07.016	20.599	278.4	2:20.522							
2	2:00.521	34.708	1:05.178	20.635	279.1	4:21.043							
3	1:59.468	34.309	1:04.650	20.509	279.1	6:20.511							
4	1:59.846	34.444	1:04.983	20.419	279.1	8:20.357							
<b>26</b> JAVIER PASCUAL MORENO													
1	2:59.388	1:28.404	1:09.567	21.417	279.1	2:59.388							
2	2:02.860	34.824	1:06.952	21.084	279.8	5:02.248							
3	2:02.636	35.043	1:06.632	20.961	279.8	7:04.884							
<b>31</b> ALEXANDER GARCIA PONCE													
1	2:26.860	59.428	1:06.785	20.647	275.5	2:26.860							
2	2:00.028	34.546	1:04.922	20.560	279.1	4:26.888							
3	1:59.560	34.367	1:04.707	20.486	276.9	6:26.448							
4	1:59.512	34.338	1:04.724	20.450	279.1	8:25.960							
<b>81</b> EDUARDO SALVADOR VERA													
1	2:53.405	1:19.574	1:12.092	21.739	261.5	2:53.405							
2	2:00.974	34.529	1:05.623	20.822	282.7	4:54.379							
<b>88</b> JOSE ANTONIO GODIA MILLAN													
1	2:12.809	46.049	1:05.774	20.986	268.7	2:12.809							
2	2:00.659	34.644	1:05.345	20.670	269.3	4:13.468							
3	2:01.339	34.322	1:05.685	21.332	268.0	6:14.807							
4	2:01.465	34.550	1:05.898	21.017	268.0	8:16.272							



# CIV MOTORLAND 2018

## COPA BMW

### CARRERA

#### Parrilla de Salida

<b>1</b> J. MOLINERO FERNANDEZ	2:15.611	28	<b>36</b> J. HERRAEZ AMARO	2:16.732	29	<b>34</b> A. RUIZ GUTIERREZ	2:14.641	27
<b>10</b> L. POP	2:09.341	25	<b>14</b> P. QUITANA COLL	2:09.382	26	<b>8</b> J. RICAURTE CASTILLA	2:09.145	24
<b>34</b> J. MARQUES PALLISER	2:07.753	22	<b>28</b> J. ALVARO MATA	2:08.155	23	<b>M.</b> SANTIAGO DE LA CRU	2:07.277	21
<b>11</b> J. LLAMAS FERNANDEZ	2:05.922	19	<b>15</b> J. OTERO GONZALEZ	2:06.801	20	<b>76</b> J. MENDOZA ARRANZ	2:05.669	18
<b>9</b> F. GAMERO DOMINGUEZ	2:04.646	16	<b>48</b> M. BOTTACIN	2:05.108	17	<b>21</b> S. DE DIEGO RECUERO	2:04.544	15
<b>3</b> I. HERNANDEZ ALONSO	2:04.274	13	<b>4</b> E. TEJERINA GONZALEZ	2:04.528	14	<b>86</b> B. GOMEZ SETIEN	2:03.669	12
<b>7</b> J. RUIZ ARROYO	2:02.195	10	<b>M.</b> LAZARAN FERNANDEZ	2:02.983	11	<b>B.</b> VALLMANYA CUCURU	2:03.542	9
<b>2</b> D. RASERO GOMEZ	2:02.344	7	<b>26</b> J. PASCUAL MORENO	2:02.636	8	<b>3</b> J. SANCHEZ MORA	2:02.226	6
<b>81</b> E. SALVADOR VERA	2:00.974	4	<b>4</b> M. GARCIA BENEROSO	2:01.571	5	<b>88</b> J. GODIA MILLAN	2:00.659	3
<b>5</b> A. SERRANO LOPEZ	1:59.468	1	<b>31</b> A. GARCIA PONCE	1:59.512	2			

El Jurado:	Cronometrador:
------------	----------------