

## BMW Easy Race

### CIVa NAVARRA

#### CARRERA (12 Vueltas, 47,2 km.)

CIRCUITO DE NAVARRA 3.933 m.

### Clasificación

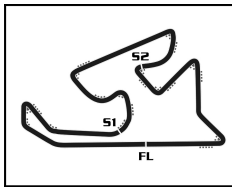
Piloto	Nac	Equipo	Moto	Neumaticos	Vlts.	Tiempo	Dif.	Km/h	Mejor Vuelta		
									Vlt.	Tiempo	Km/h
1	73	Rui Marto		SBK	12	<b>21:46.230</b>	-	130.1	6	<b>1:46.520</b>	132.9
2	86	Borja Gómez		STK	12	<b>21:51.824</b>	+5.594	129.5	9	<b>1:47.789</b>	131.4
3	16	Balbino Rúa Paños		STK	12	<b>21:52.027</b>	+5.797	129.5	9	<b>1:47.646</b>	131.5
4	37	Mauro Gozález Sánchez Muñoz		STK	12	<b>22:04.260</b>	+18.030	128.3	5	<b>1:48.719</b>	130.2
5	81	Eduardo Salvador Vera		SBK	12	<b>22:04.573</b>	+18.343	128.3	6	<b>1:48.699</b>	130.3
6	39	Raul González Ruiz		SBK	12	<b>22:08.355</b>	+22.125	127.9	6	<b>1:49.194</b>	129.7
7	19	Damien Alves Dos Santos		STK	12	<b>22:08.798</b>	+22.568	127.9	11	<b>1:49.359</b>	129.5
8	12	Nuno Gonçalves da Silva Paulo		SBK	12	<b>22:11.832</b>	+25.602	127.6	12	<b>1:47.244</b>	132.0
9	24	Javier Barranco del saz		STK	12	<b>22:14.838</b>	+28.608	127.3	11	<b>1:49.605</b>	129.2
10	123	Iván Hernández alonso		STK	12	<b>22:21.892</b>	+35.662	126.6	9	<b>1:49.539</b>	129.3
11	83	Ventura Cuenca Marín		STK	12	<b>22:31.175</b>	+44.945	125.7	6	<b>1:49.392</b>	129.4
12	15	José Carlos Gutiérrez Gómez		SBK	12	<b>22:37.684</b>	+51.454	125.1	5	<b>1:51.651</b>	126.8
13	79	Cristina Juarranz Chamarro		STK	12	<b>22:47.128</b>	+1:00.898	124.3	11	<b>1:51.485</b>	127.0
14	4	Manuel Garcia Beneroso		STK	12	<b>23:03.092</b>	+1:16.862	122.8	5	<b>1:52.601</b>	125.7
15	69	Jose Luis Pacheco Gómez		STK	12	<b>23:04.296</b>	+1:18.066	122.7	5	<b>1:53.286</b>	125.0
16	48	Marcio Bottacin		SBK	12	<b>23:16.967</b>	+1:30.737	121.6	10	<b>1:54.932</b>	123.2
17	59	Oscar Ranz Sánchez		SBK	12	<b>23:18.069</b>	+1:31.839	121.5	4	<b>1:55.082</b>	123.0
18	27	Rafael Taboada Siqueiro		STK	12	<b>23:36.589</b>	+1:50.359	119.9	8	<b>1:55.204</b>	122.9
19	9	Jorge Vilela		SBK	12	<b>23:37.050</b>	+1:50.820	119.9	9	<b>1:55.182</b>	122.9
20	74	Cristian Serret Canovas		STK	11	<b>22:01.136</b>	1 Lap	117.9	4	<b>1:57.574</b>	120.4
21	70	Jorge Juan Mateos Marcos		SBK	11	<b>23:32.817</b>	1 Lap	110.2	4	<b>2:03.700</b>	114.5
<b>No clasificados:</b>											
23	Antonio Rúa Jimenez		SBK	11	<b>20:54.246</b>				4	<b>1:50.522</b>	128.1
18	Jacob Alvaro Mata		SBK	9	<b>16:48.643</b>				8	<b>1:50.064</b>	128.6
7	Juan Manuel Rúa Arroyo		SBK	6	<b>10:48.783</b>				6	<b>1:46.030</b>	133.5
26	Fco. Javier López Santos		STK	6	<b>12:23.930</b>				2	<b>2:00.385</b>	117.6
35	Mario Peru Beramendi		STK	1	<b>1:54.944</b>						
34	Iker Carracedo Lizeaga		SBK	1	<b>1:55.391</b>						

<b>Pole</b>		J. Rúa Arroyo	<b>1:45.370</b>	134.4 Kph
<b>Vuelta Rápida</b>	Vlt. 6	Juan Manuel Rúa Arroyo	<b>1:46.030</b>	133.5 Kph

Hora de publicación: .....

Estado de pista: **SECO**

<b>Director de carrera:</b>	<b>Cronometrador:</b>
-----------------------------	-----------------------




**BMW Easy Race**  
CIVa NAVARRA  
CARRERA

CIRCUITO DE NAVARRA 3.933 m.

Planing

VUELTA

Nº	Pos	Orde	1	2	3	4	5	6	7	8	9	10	11	12
7	<b>1</b>	7	73	73	73	73	73	73	73	73	73	73	73	73
34	<b>2</b>	34	35	7	7	7	7	7	86	86	86	16	86	86
73	<b>3</b>	73	34	86	86	86	86	86	16	16	16	86	16	16
81	<b>4</b>	81	86	16	16	16	16	16	81	81	81	37	37	37
83	<b>5</b>	83	7	81	81	81	81	81	37	37	37	81	81	81
37	<b>6</b>	37	81	37	37	37	37	37	39	39	39	39	39	39
16	<b>7</b>	16	16	19	19	19	19	39	19	19	19	19	19	19
35	<b>8</b>	35	37	24	39	39	39	19	24	24	24	24	12	12
12	<b>9</b>	12	19	39	24	24	24	24	123	123	123	12	24	24
86	<b>10</b>	86	24	18	123	18	123	123	18	18	12	123	123	123
39	<b>11</b>	39	18	123	18	123	18	18	12	12	18	83	83	83
19	<b>12</b>	19	39	23	23	23	23	23	23	15	15	15	15	15
23	<b>13</b>	23	123	15	15	15	15	12	83	15	83	23	23	79
24	<b>14</b>	24	23	79	79	83	12	83	15	83	23	79	79	4
79	<b>15</b>	79	79	69	12	12	83	15	79	79	79	4	4	69
18	<b>16</b>	18	15	4	83	79	79	79	69	69	69	69	69	48
123	<b>17</b>	123	69	48	69	69	69	69	4	4	4	48	48	59
15	<b>18</b>	15	4	12	4	4	4	4	48	48	48	59	59	27
4	<b>19</b>	4	48	59	48	48	48	48	59	59	59	27	27	9
69	<b>20</b>	69	59	83	59	59	59	59	9	9	9	9	9	9
59	<b>21</b>	59	27	27	27	27	27	27	27	27	27	74	74	74
48	<b>22</b>	48	9	9	9	9	9	9	74	74	74	70	70	70
9	<b>23</b>	9	12	74	74	74	74	74	70	70	70			
27	<b>24</b>	27	74	26	26	26	26	26						
26	<b>25</b>	26	83	70	70	70	70	70						
70	<b>26</b>	70	70	26										
74	<b>27</b>	74	70											

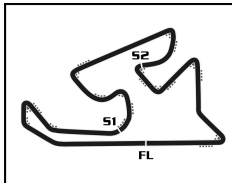


**BMW Easy Race**  
CIVa NAVARRA  
CARRERA

CIRCUITO DE NAVARRA 3.933 m

Mejores tiempos de sector

SECTOR 1			SECTOR 2		SECTOR 3		Pos	Piloto	Vuelta Ideal	Mejor Vuelta	
Pos	Piloto	Tiempo	Piloto	Tiempo	Piloto	Tiempo					
1	73 R.Marto	27.386	73 R.Marto	38.428	7 J.Rúiz Arroyo	39.950	1	7 J.Rúiz Arroyo	1:45.888	1:46.030	(1)
2	7 J.Rúiz Arroyo	27.496	7 J.Rúiz Arroyo	38.442	12 N.Gonçalves da Silva Paulo	40.274	2	73 R.Marto	1:46.140	1:46.520	(2)
3	34 I.Carracedo Lizeaga	27.622	34 I.Carracedo Lizeaga	38.776	86 B.Gómez	40.280	3	12 N.Gonçalves da Silva Paulo	1:47.038	1:47.244	(3)
4	35 M.Peru Beramendi	27.767	12 N.Gonçalves da Silva Paulo	38.880	73 R.Marto	40.326	4	86 B.Gómez	1:47.058	1:47.789	(5)
5	86 B.Gómez	27.822	86 B.Gómez	38.956	16 B.Rúiz Paños	40.457	5	16 B.Rúiz Paños	1:47.603	1:47.646	(4)
6	12 N.Gonçalves da Silva Paulo	27.884	16 B.Rúiz Paños	39.054	37 M.González Sánchez Muñoz	40.742	6	34 I.Carracedo Lizeaga	1:47.728		
7	83 V.Cuenca Marín	27.960	37 M.González Sánchez Muñoz	39.108	81 E.Salvador Vera	40.758	7	37 M.González Sánchez Muñoz	1:48.257	1:48.719	(7)
8	16 B.Rúiz Paños	28.092	81 E.Salvador Vera	39.281	39 R.González Ruiz	40.891	8	81 E.Salvador Vera	1:48.337	1:48.699	(6)
9	39 R.González Ruiz	28.252	35 M.Peru Beramendi	39.538	83 V.Cuenca Marín	41.035	9	35 M.Peru Beramendi	1:48.667		
10	19 D.Alves Dos Santos	28.297	19 D.Alves Dos Santos	39.627	19 D.Alves Dos Santos	41.048	10	83 V.Cuenca Marín	1:48.690	1:49.392	(10)
11	81 E.Salvador Vera	28.298	24 J.Barranco del saz	39.659	123 I.Hernández alonso	41.091	11	39 R.González Ruiz	1:48.828	1:49.194	(8)
12	24 J.Barranco del saz	28.346	39 R.González Ruiz	39.685	24 J.Barranco del saz	41.179	12	19 D.Alves Dos Santos	1:48.972	1:49.359	(9)
13	37 M.González Sánchez Muñoz	28.407	83 V.Cuenca Marín	39.695	18 J.Alvaro Mata	41.202	13	24 J.Barranco del saz	1:49.184	1:49.605	(12)
14	15 J.Gutiérrez Gómez	28.436	123 I.Hernández alonso	39.762	34 I.Carracedo Lizeaga	41.330	14	123 I.Hernández alonso	1:49.468	1:49.539	(11)
15	18 J.Alvaro Mata	28.475	18 J.Alvaro Mata	39.996	35 M.Peru Beramendi	41.362	15	18 J.Alvaro Mata	1:49.673	1:50.064	(13)
16	123 I.Hernández alonso	28.615	23 A.Rúiz Jimenez	40.204	23 A.Rúiz Jimenez	41.535	16	23 A.Rúiz Jimenez	1:50.522	1:50.522	(14)
17	23 A.Rúiz Jimenez	28.783	79 C.Juarranz Chamarro	40.382	15 J.Gutiérrez Gómez	41.782	17	15 J.Gutiérrez Gómez	1:50.874	1:51.651	(16)
18	79 C.Juarranz Chamarro	29.097	15 J.Gutiérrez Gómez	40.656	4 M.García Beneroso	41.951	18	79 C.Juarranz Chamarro	1:51.456	1:51.485	(15)
19	4 M.García Beneroso	29.404	4 M.García Beneroso	40.911	79 C.Juarranz Chamarro	41.977	19	4 M.García Beneroso	1:52.266	1:52.601	(17)
20	69 J.Pacheco Gómez	29.440	69 J.Pacheco Gómez	41.093	69 J.Pacheco Gómez	42.222	20	69 J.Pacheco Gómez	1:52.755	1:53.286	(18)
21	9 J.Vilela	29.677	48 M.Bottacin	41.313	48 M.Bottacin	42.567	21	48 M.Bottacin	1:53.560	1:54.932	(19)
22	48 M.Bottacin	29.680	27 R.Taboada Sigeiro	41.597	59 Ó.Ranz Sánchez	42.596	22	59 Ó.Ranz Sánchez	1:54.314	1:55.082	(20)
23	59 Ó.Ranz Sánchez	30.104	59 Ó.Ranz Sánchez	41.614	27 R.Taboada Sigeiro	42.990	23	9 J.Vilela	1:54.804	1:55.182	(21)
24	27 R.Taboada Sigeiro	30.474	9 J.Vilela	41.946	9 J.Vilela	43.181	24	27 R.Taboada Sigeiro	1:55.061	1:55.204	(22)
25	74 C.Serret Canovas	31.195	74 C.Serret Canovas	42.316	74 C.Serret Canovas	43.473	25	74 C.Serret Canovas	1:56.984	1:57.574	(23)
26	26 F.López Santos	31.848	26 F.López Santos	44.140	26 F.López Santos	44.350	26	26 F.López Santos	2:00.338	2:00.385	(24)
27	70 J.Mateos Marcos	33.339	70 J.Mateos Marcos	44.424	70 J.Mateos Marcos	45.441	27	70 J.Mateos Marcos	2:03.204	2:03.700	(25)

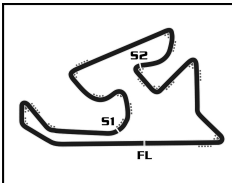


CIRCUITO DE NAVARRA 3.933 m.

## BMW Easy Race CIVa NAVARRA Después de CARRERA

### Velocidad máxima del evento

Piloto	Equipo	Moto	V. Max	Vlt.	Sesión
73 Rui Marto		SBK	<b>257.8</b>	7	ENTRENOS 1
12 Nuno Gonçalves da Silva Paulo		SBK	<b>253.5</b>	3	SUPERPOLE 1
35 Mario Peru Beramendi		STK	<b>250.6</b>	2	SUPERPOLE 3
34 Iker Carracedo Lizeaga		SBK	<b>244.9</b>	3	ENTRENOS 1
19 Damien Alves Dos Santos		STK	<b>240.5</b>	4	ENTRENOS 1
7 Juan Manuel Rúa Arroyo		SBK	<b>240.0</b>	8	ENTRENOS 1
37 Mauro González Sánchez Muñoz		STK	<b>239.5</b>	3	SUPERPOLE 3
39 Raul González Ruiz		SBK	<b>239.5</b>	12	CARRERA
24 Javier Barranco del saz		STK	<b>236.8</b>	8	ENTRENOS 1
83 Ventura Cuenca Marin		STK	<b>236.8</b>	2	SUPERPOLE 2
86 Borja Gómez		STK	<b>236.8</b>	4	ENTRENOS 1
23 Antonio Rúa Jimenez		SBK	<b>236.3</b>	7	CARRERA
16 Balbino Rúa Paños		STK	<b>235.8</b>	12	CARRERA
15 José Carlos Gutiérrez Gómez		SBK	<b>233.3</b>	4	CARRERA
123 Iván Hernández alonso		STK	<b>232.8</b>	3	SUPERPOLE 2
81 Eduardo Salvador Vera		SBK	<b>231.3</b>	3	SUPERPOLE 3
18 Jacob Alvaro Mata		SBK	<b>226.9</b>	10	CARRERA
79 Cristina Juarranz Chamorro		STK	<b>226.9</b>	11	CARRERA
26 Foo. Javier López Santos		STK	<b>225.9</b>	5	ENTRENOS 1
69 Jose Luis Pacheco Gómez		STK	<b>225.0</b>	7	CARRERA
4 Manuel Garcia Beneroso		STK	<b>220.0</b>	3	ENTRENOS 1
9 Jorge Vilela		SBK	<b>217.3</b>	9	CARRERA
59 Óscar Ranz Sánchez		SBK	<b>214.7</b>	2	SUPERPOLE 1
48 Marcio Bottacin		SBK	<b>214.3</b>	10	CARRERA
27 Rafael Taboada Sigueiro		STK	<b>208.9</b>	9	CARRERA
74 Cristian Serret Canovas		STK	<b>204.9</b>	5	CARRERA
70 Jorge Juan Mateos Marcos		SBK	<b>173.1</b>	5	CARRERA

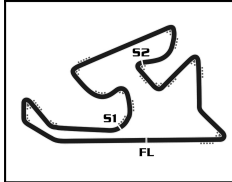


CIRCUITO DE NAVARRA 3.933 m.

## BMW Easy Race CIVa NAVARRA CARRERA

### Secuencia de lideres

Nº	Piloto	Equipo	Moto	Vuelta Inicio	Vuelta Final	Vlts.	Total Vlts.
<b>SBK</b>							
73	Rui Marto			1	12	12	12
<b>STK</b>							
35	Mario Peru Beramendi			1	1	1	1
86	Borja Gómez			2	9	8	8
16	Balbino Rúa Paños			10	10	1	1
86	Borja Gómez			11	12	2	10



**BMW Easy Race**  
CIVa NAVARRA  
CARRERA


CIRCUITO DE NAVARRA 3.933 m.

Secuencia de vueltas rápidas

Tiempo de sesión	Piloto	Equipo	Moto	Neumaticos	Tiempo	km/h	Vlt.
3:39.308	73 Rui Marto			SBK	<b>1:46.720</b>	132.7	2
7:16.455	7 Juan Manuel Ríiz Arroyo			SBK	<b>1:46.600</b>	132.8	4
9:02.753	7 Juan Manuel Ríiz Arroyo			SBK	<b>1:46.298</b>	133.2	5
10:48.783	7 Juan Manuel Ríiz Arroyo			SBK	<b>1:46.030</b>	133.5	6








## BMW Easy Race CIVa NAVARRA CARRERA

### Tiempos por vuelta

■ Piloto Doblado

Nº	Tiempo	Dif.	Nº	Tiempo	Dif.	Nº	Tiempo	Dif.	Nº	Tiempo	Dif.	Nº	Tiempo	Dif.
<b>Vuelta 1</b>			<b>Vuelta 3</b>			73	1:46.991		81	1:50.514	21.768	12	1:49.766	30.327
73	1:52.588		73	1:47.836		7	1:46.298	1.509	37	1:50.813	22.419	18	1:50.773	30.959
35	1:54.944	2.356	7	1:46.854	2.711	86	1:48.296	11.898	70	2:13.067	1 Lap	15	1:51.910	43.396
34	1:55.391	2.803	86	1:49.396	8.473	16	1:48.334	13.567	39	1:49.217	25.102	83	1:51.768	43.551
86	1:55.444	2.856	16	1:49.648	10.498	81	1:48.929	15.748	19	1:49.841	26.160	23	1:58.461	49.873
7	1:55.478	2.890	37	1:49.648	10.498	37	1:48.719	15.996	24	1:50.963	29.212	79	1:52.848	53.658
81	1:57.422	4.834	81	1:50.234	11.589	19	1:50.037	19.849	123	1:50.323	32.786	70	2:07.044	1 Lap
16	1:57.501	4.913	37	1:50.128	11.852	39	1:49.907	19.884	18	1:50.323	33.369	69	1:54.208	1:00.730
37	1:57.730	5.142	19	1:50.978	13.718	24	1:49.713	20.426	12	1:48.308	34.615	4	1:53.517	1:00.813
19	1:58.639	6.051	39	1:50.990	14.109	123	1:51.248	24.507	23	1:54.029	38.686	48	1:55.944	1:13.373
24	1:59.802	7.214	24	1:51.468	14.452	18	1:51.901	25.078	83	1:52.058	39.970	59	1:55.159	1:13.839
18	2:00.016	7.428	123	1:51.015	15.628	23	1:51.715	26.103	15	1:51.994	42.233	9	1:55.182	1:26.128
39	2:00.327	7.739	18	1:51.982	16.016	15	1:51.651	30.324	79	1:53.543	51.019	27	1:55.669	1:27.028
123	2:01.381	8.793	23	1:51.596	17.966	12	1:48.865	31.359	69	1:55.978	56.151	74	1:58.924	1:41.759
23	2:01.968	9.380	15	1:51.956	20.776	83	1:49.581	31.713	4	1:55.602	56.223	<b>Vuelta 10</b>		
79	2:03.933	11.345	79	1:53.859	24.321	79	1:53.564	37.461	48	1:55.146	1:04.896	73	1:48.973	
15	2:04.291	11.703	12	1:50.958	25.894	69	1:53.286	39.903	59	1:55.215	1:05.577	16	1:48.383	9.062
69	2:05.030	12.442	83	1:50.495	26.165	4	1:52.601	40.410	9	1:55.681	1:18.552	86	1:48.744	9.230
4	2:05.674	13.086	69	1:53.702	26.171	48	1:55.983	46.985	27	1:56.675	1:19.402	37	1:49.129	19.378
48	2:06.105	13.517	4	1:53.408	27.591	59	1:56.379	48.291	74	1:59.243	1:27.161	81	1:50.045	20.059
59	2:06.698	14.110	48	1:54.952	29.860	27	1:57.912	59.065	<b>Vuelta 8</b>			39	1:49.630	21.947
27	2:08.333	15.745	59	1:55.408	30.930	9	1:57.912	59.065	73	1:53.372		19	1:49.452	23.401
9	2:08.645	16.057	27	1:57.892	37.060	74	1:58.937	1:02.009	86	1:48.793	11.545	24	1:49.908	28.519
12	2:09.408	16.820	9	1:57.085	37.421	26	2:02.874	1:18.372	16	1:48.017	11.881	12	1:47.969	29.323
74	2:10.713	18.125	74	1:57.620	39.598	70	2:10.711	1:43.679	81	1:51.025	19.421	123	1:50.290	30.391
83	2:11.704	19.116	26	2:01.738	47.321	<b>Vuelta 6</b>			37	1:51.017	20.064	83	1:50.166	44.744
26	2:12.342	19.754	70	2:05.403	1:03.368	73	1:46.520		39	1:49.922	21.652	15	1:52.168	46.591
70	2:15.807	23.219	<b>Vuelta 4</b>			7	1:46.030	1.019	19	1:50.271	23.059	23	1:54.335	55.235
			73	1:47.109		86	1:48.409	13.787	24	1:51.370	27.210	79	1:52.152	56.837
			7	1:46.600	2.202	16	1:48.242	15.289	123	1:49.996	29.410	4	1:55.041	1:06.881
			86	1:49.229	10.593	81	1:48.699	17.927	18	1:50.064	30.061	69	1:55.691	1:07.448
			16	1:48.835	12.224	37	1:48.803	18.279	12	1:49.193	30.436	70	2:06.253	1 Lap
			81	1:49.330	13.810	39	1:49.194	22.558	70	2:07.993	1 Lap	48	1:54.932	1:19.332
			37	1:49.525	14.268	19	1:49.663	22.992	23	1:55.973	41.287	59	1:55.899	1:20.765
			19	1:50.194	16.803	24	1:51.016	24.922	15	1:52.500	41.361	27	1:57.235	1:35.290
			39	1:49.968	16.968	123	1:51.149	29.136	83	1:55.060	41.658	9	1:58.603	1:35.758
			24	1:50.361	17.704	18	1:51.161	29.719	79	1:53.038	50.685	<b>Vuelta 11</b>		
			18	1:51.261	20.168	23	1:51.747	31.330	69	1:53.618	56.397	73	1:49.298	
			123	1:51.731	20.250	12	1:48.141	32.980	4	1:54.320	57.171	74	2:01.132	1 Lap
			23	1:50.522	21.379	83	1:49.392	34.585	48	1:55.780	1:07.304	86	1:47.815	7.747
			15	1:51.997	25.664	15	1:53.108	36.912	59	1:56.350	1:08.555	16	1:48.359	8.123
			83	1:50.067	29.123	79	1:53.208	44.149	9	1:55.641	1:20.821	37	1:48.783	18.863
			12	1:50.700	29.485	69	1:53.463	46.846	27	1:55.204	1:21.234	81	1:49.139	19.900
			79	1:53.676	30.888	4	1:53.404	47.294	74	1:58.921	1:32.710	39	1:49.601	22.250
			69	1:54.546	33.608	48	1:55.958	56.423	<b>Vuelta 9</b>			19	1:49.359	23.462
			4	1:54.318	34.800	59	1:55.264	57.035	73	1:49.875		12	1:48.608	28.633
			48	1:55.947	22.744	27	1:58.007	1:09.400	86	1:47.789	9.459	24	1:49.605	28.826
			12	1:52.672	22.772	9	1:56.999	1:09.544	16	1:47.646	9.652	123	1:52.268	33.361
			59	1:55.968	23.358	74	1:59.102	1:14.591	81	1:49.441	18.987	83	1:49.874	45.320
			83	1:51.110	23.506	26	2:04.314	1:36.166	37	1:49.033	19.222	15	1:52.143	49.436
			27	1:57.979	27.004	<b>Vuelta 7</b>			39	1:49.513	21.290	23	1:52.354	58.291
			9	1:58.835	28.172	73	1:46.673		19	1:49.738	22.922	79	1:51.485	59.024
			74	1:58.409	29.814	86	1:49.010	16.124	24	1:50.249	27.584	4	1:54.580	1:12.163
			26	2:00.385	33.419	16	1:48.620	17.236	123	1:49.539	29.074	69	1:55.837	1:13.987
			70	2:09.302	45.801									



**BMW Easy Race**  
CIVa NAVARRA  
CARRERA

CIRCUITO DE NAVARRA 3.933 m.


Tiempos por vuelta

Piloto Doblado

Nº	Tiempo	Dif.	Nº	Tiempo	Dif.	Nº	Tiempo	Dif.	Nº	Tiempo	Dif.	Nº	Tiempo	Dif.
48	1:55.560	1:25.594												
59	1:55.499	1:26.966												
70	2:05.727	1 Lap												
27	1:57.484	1:43.476												
9	1:58.073	1:44.533												
<b>Vuelta 12</b>														
73	1:50.275													
86	1:48.122	5.594												
16	1:47.949	5.797												
74	2:00.561	1 Lap												
37	1:49.442	18.030												
81	1:48.718	18.343												
39	1:50.150	22.125												
19	1:49.381	22.568												
12	1:47.244	25.602												
24	1:50.057	28.608												
123	1:52.576	35.662												
83	1:49.900	44.945												
15	1:52.293	51.454												
79	1:52.149	1:00.898												
4	1:54.974	1:16.862												
69	1:54.354	1:18.066												
48	1:55.418	1:30.737												
59	1:55.148	1:31.839												
70	2:07.810	1 Lap												
27	1:57.158	1:50.359												
9	1:56.562	1:50.820												








## BMW Easy Race CIVa NAVARRA CARRERA

Vuelta a vuelta

Vlt.	Tiempo	Sector 1	Sector 2	Sector 3	Km/h	T. Sesión	Vlt.	Tiempo	Sector 1	Sector 2	Sector 3	Km/h	T. Sesión
<b>4</b>	<b>Manuel Garcia Beneroso</b>						<b>15</b>	<b>José Carlos Gutiérrez Gómez</b>					
1	2:05.674	38.884	42.724	44.066	112.7	2:05.674	1	2:04.291	39.277	42.612	42.402	113.9	2:04.291
2	1:55.653	29.687	43.105	42.861	122.4	4:01.327	2	1:51.673	28.764	40.813	42.096	126.8	3:55.964
3	1:53.408	29.854	41.435	42.119	124.8	5:54.735	3	1:51.956	28.773	41.216	41.967	126.5	5:47.920
4	1:54.318	30.466	41.901	<b>41.951</b>	123.9	7:49.053	4	1:51.997	<b>28.436</b>	41.367	42.194	126.4	7:39.917
5	<b>1:52.601</b>	29.561	<b>40.911</b>	42.129	125.7	9:41.654	5	<b>1:51.651</b>	28.715	41.101	41.835	126.8	9:31.568
6	1:53.404	29.529	41.421	42.454	124.9	11:35.058	6	1:53.108	28.933	41.336	42.839	125.2	11:24.676
7	1:55.602	30.132	42.822	42.648	122.5	13:30.660	7	1:51.994	28.588	41.193	42.213	126.4	13:16.670
8	1:54.320	29.776	41.531	43.013	123.9	15:24.980	8	1:52.500	28.892	41.136	42.472	125.9	15:09.170
9	1:53.517	29.538	41.786	42.193	124.7	17:18.497	9	1:51.910	29.472	<b>40.656</b>	<b>41.782</b>	126.5	17:01.080
10	1:55.041	<b>29.404</b>	41.576	44.061	123.1	19:13.538	10	1:52.168	28.551	41.401	42.216	126.2	18:53.248
11	1:54.580	30.266	41.008	43.306	123.6	21:08.118	11	1:52.143	28.930	40.937	42.276	126.3	20:45.391
12	1:54.974	30.766	41.613	42.595	123.1	23:03.092	12	1:52.293	28.852	40.981	42.460	126.1	22:37.684
<b>7</b>	<b>Juan Manuel Rúa Arroyo</b>						<b>16</b>	<b>Balbino Rúa Paños</b>					
1	1:55.478	34.468	39.356	41.654	122.6	1:55.478	1	1:57.501	35.814	40.312	41.375	120.5	1:57.501
2	1:47.523	28.372	39.156	39.995	131.7	3:43.001	2	1:50.493	29.542	39.983	40.968	128.1	3:47.994
3	1:46.854	27.637	39.076	40.141	132.5	5:29.855	3	1:49.648	29.073	39.695	40.880	129.1	5:37.642
4	1:46.600	27.653	38.831	40.116	132.8	7:16.455	4	1:48.835	28.402	39.371	41.062	130.1	7:26.477
5	1:46.298	27.569	38.769	39.960	133.2	9:02.753	5	1:48.334	28.249	39.211	40.874	130.7	9:14.811
6	<b>1:46.030</b>	<b>27.496</b>	38.584	<b>39.950</b>	133.5	10:48.783	6	1:48.242	28.440	39.236	40.566	130.8	11:03.053
<b>9</b>	<b>Jorge Vilela</b>						<b>18</b>	<b>Jacob Alvaro Mata</b>					
1	2:08.645	41.260	43.694	43.691	110.1	2:08.645	1	2:00.016	37.596	40.226	42.194	118.0	2:00.016
2	1:58.835	31.644	43.109	44.082	119.1	4:07.480	2	1:51.162	29.421	40.396	41.345	127.4	3:51.178
3	1:57.085	31.066	42.432	43.587	120.9	6:04.565	3	1:51.982	29.249	40.817	41.916	126.4	5:43.160
4	1:57.832	31.415	42.358	44.059	120.2	8:02.397	4	1:51.261	29.347	40.167	41.747	127.3	7:34.421
5	1:57.912	31.305	42.574	44.033	120.1	10:00.309	5	1:51.901	30.320	40.113	41.468	126.5	9:26.322
6	1:56.999	30.990	42.505	43.504	121.0	11:57.308	6	1:51.161	29.357	40.098	41.706	127.4	11:17.483
7	1:55.681	30.331	<b>41.946</b>	43.404	122.4	13:52.989	7	1:50.323	29.048	<b>39.996</b>	41.279	128.3	13:07.806
8	1:55.641	<b>29.677</b>	41.971	43.993	122.4	15:48.630	8	<b>1:50.064</b>	28.717	40.145	<b>41.202</b>	128.6	14:57.870
9	<b>1:55.182</b>	29.904	42.097	<b>43.181</b>	122.9	17:43.812	9	1:50.773	28.776	40.386	41.611	127.8	16:48.643
10	1:58.603	30.345	42.724	45.534	119.4	19:42.415							
11	1:58.073	31.773	42.235	44.065	119.9	21:40.488							
12	1:56.562	30.913	42.029	43.620	121.5	23:37.050							
<b>12</b>	<b>Nuno Gonçalves da Silva Paulo</b>						<b>19</b>	<b>Damien Alves Dos Santos</b>					
1	2:09.408	46.617	40.900	41.891	109.4	2:09.408	1	1:58.639	37.093	40.156	41.390	119.3	1:58.639
2	1:52.672	29.961	40.497	42.214	125.7	4:02.080	2	1:51.245	29.059	40.217	41.969	127.3	3:49.884
3	1:50.958	29.335	39.977	41.646	127.6	5:53.038	3	1:50.978	28.741	40.764	41.473	127.6	5:40.862
4	1:50.700	28.241	41.338	41.121	127.9	7:43.738	4	1:50.194	28.801	39.972	41.421	128.5	7:31.056
5	1:48.865	28.362	39.698	40.805	130.1	9:32.603	5	1:50.037	28.570	39.914	41.553	128.7	9:21.093
6	1:48.141	28.205	39.662	<b>40.274</b>	130.9	11:20.744	6	1:49.663	28.643	39.741	41.279	129.1	11:10.756
7	1:48.308	28.215	39.434	40.659	130.7	13:09.052	7	1:49.841	28.318	40.072	41.451	128.9	13:00.597
8	1:49.193	28.251	39.900	41.042	129.7	14:58.245	8	1:50.271	29.162	40.061	<b>41.048</b>	128.4	14:50.868
9	1:49.766	28.582	40.605	40.579	129.0	16:48.011	9	1:49.738	28.646	39.745	41.347	129.0	16:40.606
10	1:47.969	27.941	39.290	40.738	131.1	18:35.980	10	1:49.452	28.678	<b>39.627</b>	41.147	129.4	18:30.058
11	1:48.608	28.100	39.358	41.150	130.4	20:24.588	11	<b>1:49.359</b>	<b>28.297</b>	39.691	41.371	129.5	20:19.417
12	<b>1:47.244</b>	<b>27.884</b>	<b>38.880</b>	40.480	132.0	22:11.832							

Mejor Personal Mejor de la sesión B Cruzando la línea de meta por el pit lane.



## BMW Easy Race CIVa NAVARRA CARRERA

Vuelta a vuelta

CIRCUITO DE NAVARRA 3.933 m.

Mejor Personal Mejor de la sesión B Cruzando la línea de meta por el pit lane.

Vlt.	Tiempo	Sector 1	Sector 2	Sector 3	Km/h	T. Sesión
12	1:49.381	28.458	39.669	41.254	129.4	22:08.798

### 23 Antonio Rúa Jimenez

1	2:01.968	38.477	41.425	42.066	116.1	2:01.968
2	1:51.546	28.889	40.517	42.140	126.9	3:53.514
3	1:51.596	29.203	40.676	41.717	126.9	5:45.110
4	1:50.522	28.783	40.204	41.535	128.1	7:35.632
5	1:51.715	29.378	40.452	41.885	126.7	9:27.347
6	1:51.747	29.057	40.458	42.232	126.7	11:19.094
7	1:54.029	28.947	40.889	44.193	124.2	13:13.123
8	1:55.973	29.672	42.742	43.559	122.1	15:09.096
9	1:58.461	32.058	43.034	43.369	119.5	17:07.557
10	1:54.335	29.693	41.662	42.980	123.8	19:01.892
11	1:52.354	30.032	40.290	42.032	126.0	20:54.246

### 24 Javier Barranco del saz

1	1:59.802	37.852	40.500	41.450	118.2	1:59.802
2	1:50.326	28.618	39.855	41.853	128.3	3:50.128
3	1:51.468	29.408	40.488	41.572	127.0	5:41.596
4	1:50.361	28.863	40.204	41.294	128.3	7:31.957
5	1:49.713	28.684	39.728	41.301	129.1	9:21.670
6	1:51.016	28.600	41.104	41.312	127.5	11:12.686
7	1:50.963	29.394	39.794	41.775	127.6	13:03.649
8	1:51.370	29.297	40.780	41.293	127.1	14:55.019
9	1:50.249	28.998	40.013	41.238	128.4	16:45.268
10	1:49.908	28.818	39.911	41.179	128.8	18:35.176
11	1:49.605	28.346	39.659	41.600	129.2	20:24.781
12	1:50.057	28.536	40.013	41.508	128.6	22:14.838

### 26 Fco. Javier López Santos

1	2:12.342	42.101	44.972	45.269	107.0	2:12.342
2	2:00.385	31.848	44.187	44.350	117.6	4:12.727
3	2:01.738	32.365	44.186	45.187	116.3	6:14.465
4	2:02.277	33.161	44.634	44.482	115.8	8:16.742
5	2:02.874	33.496	44.140	45.238	115.2	10:19.616
6	2:04.314	33.426	44.821	46.067	113.9	12:23.930

### 27 Rafael Taboda Siguero

1	2:08.333	40.499	43.727	44.107	110.3	2:08.333
2	1:57.979	31.165	42.810	44.004	120.0	4:06.312
3	1:57.892	31.147	42.473	44.272	120.1	6:04.204
4	1:57.447	31.364	42.168	43.915	120.6	8:01.651
5	1:57.506	31.474	42.207	43.825	120.5	9:59.157
6	1:58.007	31.357	42.479	44.171	120.0	11:57.164
7	1:56.675	31.443	41.938	43.294	121.4	13:53.839
8	1:55.204	30.617	41.597	42.990	122.9	15:49.043
9	1:55.669	30.474	41.695	43.500	122.4	17:44.712
10	1:57.235	30.681	41.900	44.654	120.8	19:41.947
11	1:57.484	31.757	41.923	43.804	120.5	21:39.431
12	1:57.158	31.498	41.835	43.825	120.9	23:36.589

### 34 Iker Carracedo Lizeaga

1	1:55.391	35.285	38.776	41.330	122.7	1:55.391
---	----------	--------	--------	--------	-------	----------

### 35 Mario Peru Beramendi

1	1:54.944	34.044	39.538	41.362	123.2	1:54.944
---	----------	--------	--------	--------	-------	----------

### 37 Mauro Gozález Sánchez Muñoz


1	1:57.730	36.385	40.019	41.326	120.3	1:57.730
2	1:51.138	29.700	39.806	41.632	127.4	3:48.868
3	1:50.128	29.246	39.934	40.948	128.6	5:38.996
4	1:49.525	28.829	39.558	41.138	129.3	7:28.521
5	1:48.719	28.614	39.363	40.742	130.2	9:17.240
6	1:48.803	28.517	39.442	40.844	130.1	11:06.043
7	1:50.813	28.763	39.413	42.637	127.8	12:56.856
8	1:51.017	28.931	39.667	42.419	127.5	14:47.873
9	1:49.033	28.407	39.820	40.806	129.9	16:36.906
10	1:49.129	28.771	39.421	40.937	129.7	18:26.035
11	1:48.783	28.523	39.108	41.152	130.2	20:14.818
12	1:49.442	28.723	39.378	41.341	129.4	22:04.260

### 39 Raul González Ruiz

1	2:00.327	38.204	41.232	40.891	117.7	2:00.327
2	1:49.936	28.497	40.182	41.257	128.8	3:50.263
3	1:50.990	28.723	40.744	41.523	127.6	5:41.253
4	1:49.968	28.685	40.101	41.182	128.8	7:31.221
5	1:49.907	28.493	40.125	41.289	128.8	9:21.128
6	1:49.194	28.252	39.747	41.195	129.7	11:10.322
7	1:49.217	28.292	39.685	41.240	129.6	12:59.539
8	1:49.922	28.995	39.970	40.957	128.8	14:49.461
9	1:49.513	28.411	39.955	41.147	129.3	16:38.974
10	1:49.630	28.533	39.975	41.122	129.2	18:28.604
11	1:49.601	28.472	40.161	40.968	129.2	20:18.205
12	1:50.150	28.514	40.331	41.305	128.5	22:08.355

### 48 Marcio Bottacin

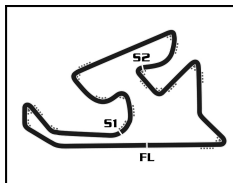
1	2:06.105	39.989	43.346	42.770	112.3	2:06.105
2	1:55.947	29.680	42.256	44.011	122.1	4:02.052
3	1:54.952	30.571	41.770	42.611	123.2	5:57.004
4	1:55.242	30.682	41.779	42.781	122.9	7:52.246
5	1:55.983	30.842	42.128	43.013	122.1	9:48.229
6	1:55.958	30.862	42.030	43.066	122.1	11:44.187
7	1:55.146	30.505	41.987	42.654	123.0	13:39.333
8	1:55.780	30.807	42.317	42.656	122.3	15:35.113
9	1:55.944	30.631	42.746	42.567	122.1	17:31.057
10	1:54.932	30.216	41.664	43.052	123.2	19:25.989
11	1:55.560	30.975	41.313	43.272	122.5	21:21.549
12	1:55.418	30.863	41.840	42.715	122.7	23:16.967



## BMW Easy Race CIVa NAVARRA CARRERA

Vuelta a vuelta

Vlt.	Tiempo	Sector 1	Sector 2	Sector 3	Km/h	T. Sesión	Vlt.	Tiempo	Sector 1	Sector 2	Sector 3	Km/h	T. Sesión
<b>59</b> Oscar Ranz Sánchez							10	1:48.973	28.673	39.518	40.782	129.9	18:06.657
1	2:06.698	40.837	42.603	43.258	111.8	2:06.698	11	1:49.298	28.167	39.440	41.691	129.5	19:55.955
2	1:55.968	<b>30.104</b>	42.465	43.399	122.1	4:02.666	12	1:50.275	28.492	39.944	41.839	128.4	21:46.230
3	1:55.408	30.829	41.928	42.651	122.7	5:58.074							
4	<b>1:55.082</b>	30.616	41.830	42.636	123.0	7:53.156							
5	1:56.379	31.176	42.207	42.996	121.7	9:49.535							
6	1:55.264	30.478	41.761	43.025	122.8	11:44.799							
7	1:55.215	30.452	42.101	42.662	122.9	13:40.014							
8	1:56.350	30.618	42.828	42.904	121.7	15:36.364							
9	1:55.159	30.372	42.191	<b>42.596</b>	123.0	17:31.523							
10	1:55.899	30.400	42.484	43.015	122.2	19:27.422							
11	1:55.499	30.719	41.808	42.972	122.6	21:22.921							
12	1:55.148	30.625	<b>41.614</b>	42.909	123.0	23:18.069							
<b>69</b> Jose Luis Pacheco Gómez													
1	2:05.030	39.797	42.606	42.627	113.2	2:05.030							
2	1:54.583	29.506	42.583	42.494	123.6	3:59.613							
3	1:53.702	<b>29.440</b>	41.258	43.004	124.5	5:53.315							
4	1:54.546	30.721	41.591	42.234	123.6	7:47.861							
5	<b>1:53.286</b>	29.888	<b>41.093</b>	42.305	125.0	9:41.147							
6	1:53.463	29.831	41.410	<b>42.222</b>	124.8	11:34.610							
7	1:55.978	30.365	42.768	42.845	122.1	13:30.588							
8	1:53.618	29.486	41.617	42.515	124.6	15:24.206							
9	1:54.208	30.119	41.684	42.405	124.0	17:18.414							
10	1:55.691	30.646	41.948	43.097	122.4	19:14.105							
11	1:55.837	30.568	42.778	42.491	122.2	21:09.942							
12	1:54.354	30.194	41.485	42.675	123.8	23:04.296							
<b>70</b> Jorge Juan Mateos Marcos													
1	2:15.807	43.916	45.456	46.435	104.3	2:15.807							
2	2:09.302	34.181	48.333	46.788	109.5	4:25.109							
3	2:05.403	34.271	45.676	45.456	112.9	6:30.512							
4	<b>2:03.700</b>	33.835	<b>44.424</b>	<b>45.441</b>	114.5	8:34.212							
5	2:10.711	34.413	46.171	50.127	108.3	10:44.923							
6	2:13.067	39.252	45.321	48.494	106.4	12:57.990							
7	2:07.993	34.497	47.494	46.002	110.6	15:05.983							
8	2:07.044	34.955	46.237	45.852	111.4	17:13.027							
9	2:06.253	<b>33.339</b>	44.923	47.991	112.1	19:19.280							
10	2:05.727	33.763	44.751	47.213	112.6	21:25.007							
11	2:07.810	34.639	46.316	46.855	110.8	23:32.817							
<b>73</b> Rui Marto													
1	1:52.588	33.591	38.638	40.359	125.8	1:52.588							
2	1:46.720	27.493	<b>38.428</b>	40.799	132.7	3:39.308							
3	1:47.836	27.650	39.568	40.618	131.3	5:27.144							
4	1:47.109	<b>27.386</b>	39.128	40.595	132.2	7:14.253							
5	1:46.991	27.622	38.792	40.577	132.3	9:01.244							
6	<b>1:46.520</b>	27.433	38.761	<b>40.326</b>	132.9	10:47.764							
7	1:46.673	27.565	38.662	40.446	132.7	12:34.437							
8	1:53.372	27.640	42.150	43.582	124.9	14:27.809							
9	1:49.875	28.296	40.255	41.324	128.9	16:17.684							
<b>74</b> Cristian Serret Canovas													
1	2:10.713	42.736	43.795	44.182	108.3	2:10.713							
2	1:58.409	31.905	43.031	<b>43.473</b>	119.6	4:09.122							
3	1:57.620	<b>31.195</b>	42.729	43.696	120.4	6:06.742							
4	<b>1:57.574</b>	31.733	<b>42.316</b>	43.525	120.4	8:04.316							
5	1:58.937	31.427	43.151	44.359	119.0	10:03.253							
6	1:59.102	31.851	43.400	43.851	118.9	12:02.355							
7	1:59.243	31.987	43.492	43.764	118.7	14:01.598							
8	1:58.921	32.091	43.205	43.625	119.1	16:00.519							
9	1:58.924	31.515	43.431	43.978	119.1	17:59.443							
10	2:01.132	31.806	43.356	45.970	116.9	20:00.575							
11	2:00.561	32.752	43.862	43.947	117.4	22:01.136							
<b>79</b> Cristina Juarranz Chamorro													
1	2:03.933	39.017	42.270	42.646	114.2	2:03.933							
2	1:53.673	29.408	41.397	42.868	124.6	3:57.606							
3	1:53.859	29.624	41.567	42.668	124.4	5:51.465							
4	1:53.676	29.588	41.702	42.386	124.6	7:45.141							
5	1:53.564	29.612	40.983	42.969	124.7	9:38.705							
6	1:53.208	29.340	41.340	42.528	125.1	11:31.913							
7	1:53.543	29.541	41.011	42.991	124.7	13:25.456							
8	1:53.038	29.687	40.909	42.442	125.3	15:18.494							
9	1:52.848	29.651	40.986	42.211	125.5	17:11.342							
10	1:52.152	<b>29.097</b>	40.601	42.454	126.2	19:03.494							
11	<b>1:51.485</b>	29.126	<b>40.382</b>	<b>41.977</b>	127.0	20:54.979							
12	1:52.149	29.320	40.772	42.057	126.2	22:47.128							
<b>81</b> Eduardo Salvador Vera													
1	1:57.422	35.423	40.272	41.727	120.6	1:57.422							
2	1:51.077	28.705	40.674	41.698	127.5	3:48.499							
3	1:50.234	29.325	39.951	40.958	128.4	5:38.733							
4	1:49.330	28.643	39.676	41.011	129.5	7:28.063							
5	1:48.929	28.741	39.307	40.881	130.0	9:16.992							
6	<b>1:48.699</b>	<b>28.298</b>	39.643	<b>40.758</b>	130.3	11:05.691							
7	1:50.514	28.823	39.837	41.854	128.1	12:56.205							
8	1:51.025	29.294	40.138	41.593	127.5	14:47.230							
9	1:49.441	28.689	39.732	41.020	129.4	16:36.671							
10	1:50.045	28.831	39.910	41.304	128.7	18:26.716							
11	1:49.139	28.587	39.450	41.102	129.7	20:15.855							
12	1:48.718	28.525	<b>39.281</b>	40.912	130.2	22:04.573							
<b>83</b> Ventura Cuenca Marin													
1	2:11.704	49.764	<b>39.695</b>	42.245	107.5	2:11.704							
2	1:51.110	28.826	40.311	41.973	127.4	4:02.814							
3	1:50.495	29.132	40.027	41.336	128.1	5:53.309							
4	1:50.067	28.114	40.466	41.487	128.6	7:43.376							
5	1:49.581	28.114	39.798	41.669	129.2	9:32.957							
6	<b>1:49.392</b>	28.351	40.006	<b>41.035</b>	129.4	11:22.349							



## BMW Easy Race CIVa NAVARRA CARRERA

CIRCUITO DE NAVARRA 3.933 m.

Vuelta a vuelta

■ Mejor Personal ■ Mejor de la sesión B Cruzando la línea de meta por el pit lane.

Vlt.	Tiempo	Sector 1	Sector 2	Sector 3	Km/h	T. Sesión	Vlt.	Tiempo	Sector 1	Sector 2	Sector 3	Km/h	T. Sesión
7	1:52.058	<b>27.960</b>	39.826	44.272	126.4	13:14.407							
8	1:55.060	28.506	44.608	41.946	123.1	15:09.467							
9	1:51.768	30.604	39.933	41.231	126.7	17:01.235							
10	1:50.166	28.846	39.995	41.325	128.5	18:51.401							
11	1:49.874	28.348	40.164	41.362	128.9	20:41.275							
12	1:49.900	28.381	39.953	41.566	128.8	22:31.175							

**86**


Borja Gómez

1	1:55.444	35.621	39.543	<b>40.280</b>	122.6	1:55.444
2	1:50.777	27.888	41.793	41.096	127.8	3:46.221
3	1:49.396	28.333	39.995	41.068	129.4	5:35.617
4	1:49.229	28.471	39.772	40.986	129.6	7:24.846
5	1:48.296	28.434	39.137	40.725	130.7	9:13.142
6	1:48.409	28.221	39.607	40.581	130.6	11:01.551
7	1:49.010	28.377	39.577	41.056	129.9	12:50.561
8	1:48.793	28.161	39.756	40.876	130.1	14:39.354
9	<b>1:47.789</b>	<b>27.822</b>	39.217	40.750	131.4	16:27.143
10	1:48.744	28.363	39.528	40.853	130.2	18:15.887
11	1:47.815	28.184	38.978	40.653	131.3	20:03.702
12	1:48.122	28.355	<b>38.956</b>	40.811	131.0	21:51.824

**123**

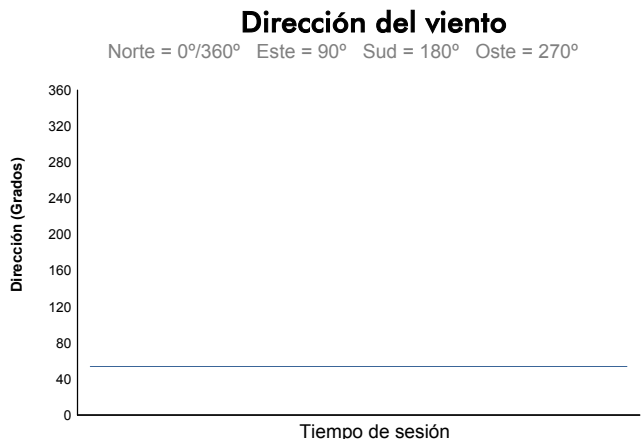
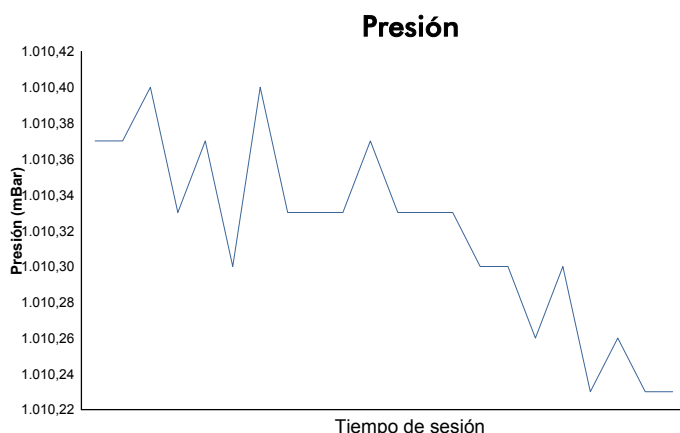
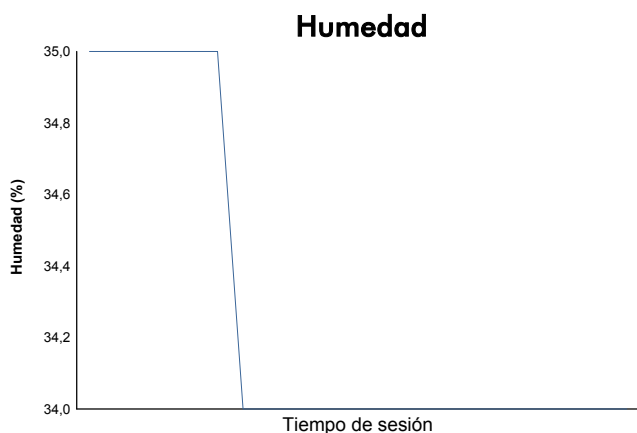
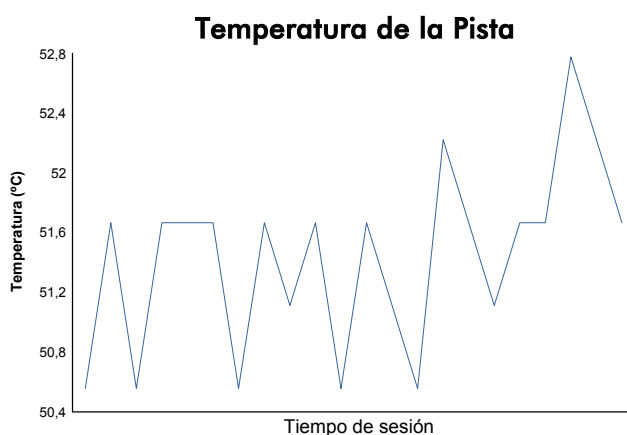
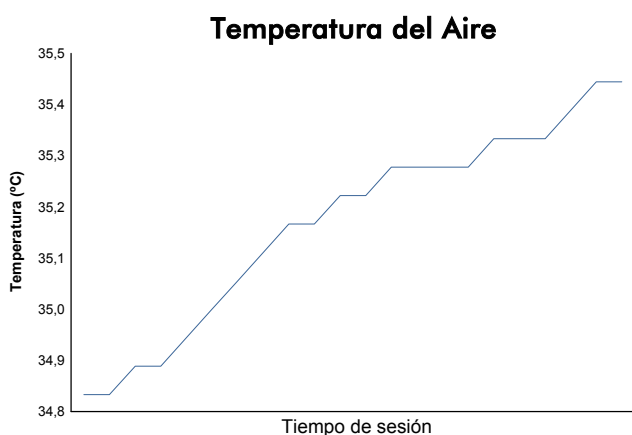
Iván Hernández alonso

1	2:01.381	38.272	41.346	41.763	116.6	2:01.381
2	1:50.376	28.875	40.015	41.486	128.3	3:51.757
3	1:51.015	28.951	40.046	42.018	127.5	5:42.772
4	1:51.731	30.326	39.935	41.470	126.7	7:34.503
5	1:51.248	29.384	39.928	41.936	127.3	9:25.751
6	1:51.149	29.199	40.355	41.595	127.4	11:16.900
7	1:50.323	28.962	40.074	41.287	128.3	13:07.223
8	1:49.996	28.909	39.996	<b>41.091</b>	128.7	14:57.219
9	<b>1:49.539</b>	<b>28.615</b>	<b>39.762</b>	41.162	129.3	16:46.758
10	1:50.290	28.636	40.125	41.529	128.4	18:37.048
11	1:52.268	28.701	41.851	41.716	126.1	20:29.316
12	1:52.576	29.486	40.825	42.265	125.8	22:21.892



**CIVa NAVARRA**  
BMW Easy Race  
CARRERA


Informe meteorológico



Estado de la pista:

**SECO**





## BMW Easy Race

### CIVa NAVARRA

### CARRERA

Clasificación por clase

Nº	Piloto	Nac	Equipo	Moto	Vlts.	Tiempo	Diff.	Km/h	Mejor Vuelta			
									Vlt.	Tiempo	Km/h	
<b>SBK</b>												
1	73 Rui Marto				12	<b>21:46.230</b>		130.1	6	<b>1:46.520</b>	132.9	
2	81 Eduardo Salvador Vera				12	<b>22:04.573</b>	+18.343	128.3	6	<b>1:48.699</b>	130.3	
3	39 Raul González Ruiz				12	<b>22:08.355</b>	+22.125	127.9	6	<b>1:49.194</b>	129.7	
4	12 Nuno Gonçalves da Silva Paulo				12	<b>22:11.832</b>	+25.602	127.6	12	<b>1:47.244</b>	132.0	
5	15 José Carlos Gutiérrez Gómez				12	<b>22:37.684</b>	+51.454	125.1	5	<b>1:51.651</b>	126.8	
6	48 Marco Bottacin				12	<b>23:16.967</b>	+1:30.737	121.6	10	<b>1:54.932</b>	123.2	
7	59 Óscar Ranz Sánchez				12	<b>23:18.069</b>	+1:31.839	121.5	4	<b>1:55.082</b>	123.0	
8	9 Jorge Vilela				12	<b>23:37.050</b>	+1:50.820	119.9	9	<b>1:55.182</b>	122.9	
9	70 Jorge Juan Mateos Marcos				11	<b>23:32.817</b>	1 Laps	110.2	4	<b>2:03.700</b>	114.5	
<b>No clasificados:</b>												
23	Antonio Rúa Jimenez				11	<b>20:54.246</b>	1 Laps	124.2	4	<b>1:50.522</b>	128.1	
18	Jacob Alvaro Mata				9	<b>16:48.643</b>	3 Laps	126.3	8	<b>1:50.064</b>	128.6	
7	Juan Manuel Rúa Arroyo				6	<b>10:48.783</b>	6 Laps	130.9	6	<b>1:46.030</b>	133.5	
34	Iker Carracedo Lizeaga				1	<b>1:55.391</b>	11 Laps	122.7				
<b>STK</b>												
1	86 Borja Gómez				12	<b>21:51.824</b>		129.5	9	<b>1:47.789</b>	131.4	
2	16 Balbino Rúa Paños				12	<b>21:52.027</b>	+0.203	129.5	9	<b>1:47.646</b>	131.5	
3	37 Mauro González Sánchez Muñoz				12	<b>22:04.260</b>	+12.436	128.3	5	<b>1:48.719</b>	130.2	
4	19 Damien Alves Dos Santos				12	<b>22:08.798</b>	+16.974	127.9	11	<b>1:49.359</b>	129.5	
5	24 Javier Barranco del saz				12	<b>22:14.838</b>	+23.014	127.3	11	<b>1:49.605</b>	129.2	
6	123 Iván Hernández alonso				12	<b>22:21.892</b>	+30.068	126.6	9	<b>1:49.539</b>	129.3	
7	83 Ventura Cuenca Marin				12	<b>22:31.175</b>	+39.351	125.7	6	<b>1:49.392</b>	129.4	
8	79 Cristina Juarranz Chamorro				12	<b>22:47.128</b>	+55.304	124.3	11	<b>1:51.485</b>	127.0	
9	4 Manuel Garcia Beneroso				12	<b>23:03.092</b>	+1:11.268	122.8	5	<b>1:52.601</b>	125.7	
10	69 Jose Luis Pacheco Gómez				12	<b>23:04.296</b>	+1:12.472	122.7	5	<b>1:53.286</b>	125.0	
11	27 Rafael Taboada Sigueiro				12	<b>23:36.589</b>	+1:44.765	119.9	8	<b>1:55.204</b>	122.9	
12	74 Cristian Serret Canovas				11	<b>22:01.136</b>	1 Laps	117.9	4	<b>1:57.574</b>	120.4	
<b>No clasificados:</b>												
26	Fco. Javier López Santos				6	<b>12:23.930</b>	6 Laps	114.2	2	<b>2:00.385</b>	117.6	
35	Mario Peru Beramendi				1	<b>1:54.944</b>	11 Laps	123.2				


Hora publicación: .....

Estado de pista:

**SECO**

Director de carrera:	Cronometrador:
----------------------	----------------





**BMW Easy Race**  
CIVa NAVARRA  
CARRERA


Clasificación por division

Nº	Piloto	Nac	Equipo	Moto	Vlts.	Tiempo	Diff.	Km/h	Mejor Vuelta		
									Vlt.	Tiempo	Km/h
<b>Veterano</b>											
1	12 Nuno Gonçalves da Silva Paulo				12	<b>22:11.832</b>		127.6	12	<b>1:47.244</b>	132.0
2	48 Marco Bottacin				12	<b>23:16.967</b>	+1'05.135	121.6	10	<b>1:54.932</b>	123.2
3	59 Óscar Ranz Sánchez				12	<b>23:18.069</b>	+1'06.237	121.5	4	<b>1:55.082</b>	123.0
4	27 Rafael Taboada Siqueiro				12	<b>23:36.589</b>	+1'24.757	119.9	8	<b>1:55.204</b>	122.9
5	9 Jorge Vilela				12	<b>23:37.050</b>	+1'25.218	119.9	9	<b>1:55.182</b>	122.9
6	74 Cristian Serret Canovas				11	<b>22:01.136</b>	1 Laps	117.9	4	<b>1:57.574</b>	120.4
7	70 Jorge Juan Mateos Marcos				11	<b>23:32.817</b>	1 Laps	110.2	4	<b>2:03.700</b>	114.5
<b>No clasificados:</b>											
7	Juan Manuel Róiz Arroyo				6	<b>10:48.783</b>	6 Laps	130.9	6	<b>1:46.030</b>	133.5
35	Mario Peru Beramendi				1	<b>1:54.944</b>	11 Laps	123.2			

Hora publicación: .....

Estado de pista: **SECO**

Director de carrera:	Cronometrador:
----------------------	----------------



## BMW Easy Race

### CIVa NAVARRA

### CARRERA

Clasificación por grupo

Nº	Piloto	Nac	Equipo	Moto	Vlts.	Tiempo	Diff.	Km/h	Mejor Vuelta			
									Vlt.	Tiempo	Km/h	
<b>no</b>												
1	16 Balbino Rúa Paños				12	<b>21:52.027</b>		129.5	9	<b>1:47.646</b>	131.5	
2	24 Javier Barranco del saz				12	<b>22:14.838</b>	+22.811	127.3	11	<b>1:49.605</b>	129.2	
3	123 Iván Hernández alonso				12	<b>22:21.892</b>	+29.865	126.6	9	<b>1:49.539</b>	129.3	
4	15 José Carlos Gutiérrez Gómez				12	<b>22:37.684</b>	+45.657	125.1	5	<b>1:51.651</b>	126.8	
5	69 Jose Luis Pacheco Gómez				12	<b>23:04.296</b>	+112.269	122.7	5	<b>1:53.286</b>	125.0	
6	48 Marcio Bottacin				12	<b>23:16.967</b>	+124.940	121.6	10	<b>1:54.932</b>	123.2	
7	74 Cristian Serret Canovas				11	<b>22:01.136</b>	1 Laps	117.9	4	<b>1:57.574</b>	120.4	
<b>No clasificados:</b>												
26	Fco. Javier López Santos				6	<b>12:23.930</b>	6 Laps	114.2	2	<b>2:00.385</b>	117.6	
<b>si</b>												
1	73 Rui Marto				12	<b>21:46.230</b>		130.1	6	<b>1:46.520</b>	132.9	
2	86 Borja Gómez				12	<b>21:51.824</b>	+5.594	129.5	9	<b>1:47.789</b>	131.4	
3	37 Mauro González Sánchez Muñoz				12	<b>22:04.260</b>	+18.030	128.3	5	<b>1:48.719</b>	130.2	
4	81 Eduardo Salvador Vera				12	<b>22:04.573</b>	+18.343	128.3	6	<b>1:48.699</b>	130.3	
5	39 Raul González Ruiz				12	<b>22:08.355</b>	+22.125	127.9	6	<b>1:49.194</b>	129.7	
6	19 Damien Alves Dos Santos				12	<b>22:08.798</b>	+22.568	127.9	11	<b>1:49.359</b>	129.5	
7	12 Nuno Gonçalves da Silva Paulo				12	<b>22:11.832</b>	+25.602	127.6	12	<b>1:47.244</b>	132.0	
8	83 Ventura Cuenca Marin				12	<b>22:31.175</b>	+44.945	125.7	6	<b>1:49.392</b>	129.4	
9	79 Cristina Juarranz Chamarro				12	<b>22:47.128</b>	+100.898	124.3	11	<b>1:51.485</b>	127.0	
10	4 Manuel Garcia Beneroso				12	<b>23:03.092</b>	+116.862	122.8	5	<b>1:52.601</b>	125.7	
11	59 Óscar Ranz Sánchez				12	<b>23:18.069</b>	+131.839	121.5	4	<b>1:55.082</b>	123.0	
12	27 Rafael Taboada Sigueiro				12	<b>23:36.589</b>	+150.359	119.9	8	<b>1:55.204</b>	122.9	
13	9 Jorge Vilela				12	<b>23:37.050</b>	+150.820	119.9	9	<b>1:55.182</b>	122.9	
14	70 Jorge Juan Mateos Marcos				11	<b>23:32.817</b>	1 Laps	110.2	4	<b>2:03.700</b>	114.5	
<b>No clasificados:</b>												
23	Antonio Rúa Jimenez				11	<b>20:54.246</b>	1 Laps	124.2	4	<b>1:50.522</b>	128.1	
18	Jacob Álvaro Mata				9	<b>16:48.643</b>	3 Laps	126.3	8	<b>1:50.064</b>	128.6	
7	Juan Manuel Rúa Arroyo				6	<b>10:48.783</b>	6 Laps	130.9	6	<b>1:46.030</b>	133.5	
35	Mario Peru Beramendi				1	<b>1:54.944</b>	11 Laps	123.2				
34	Iker Carracedo Lizaaga				1	<b>1:55.391</b>	11 Laps	122.7				

Hora publicación: .....

Estado de pista:

**SECO**

Director de carrera:	Cronometrador:
----------------------	----------------